

NAME OF REPORT	LAPD PART I AND II CRIMES SUMMARY
AREA	NORTH HOLLYWOOD LAPD PATROL DIVISION
LAST UPDATE	4/1/2021 - 3/31/2022 (12-MONTH TOTALS)

LOS ANGELES POLICE DEPARTMENT  
 \* NORTH HOLLYWOOD LAPD \*  
 DATA ANALYSIS



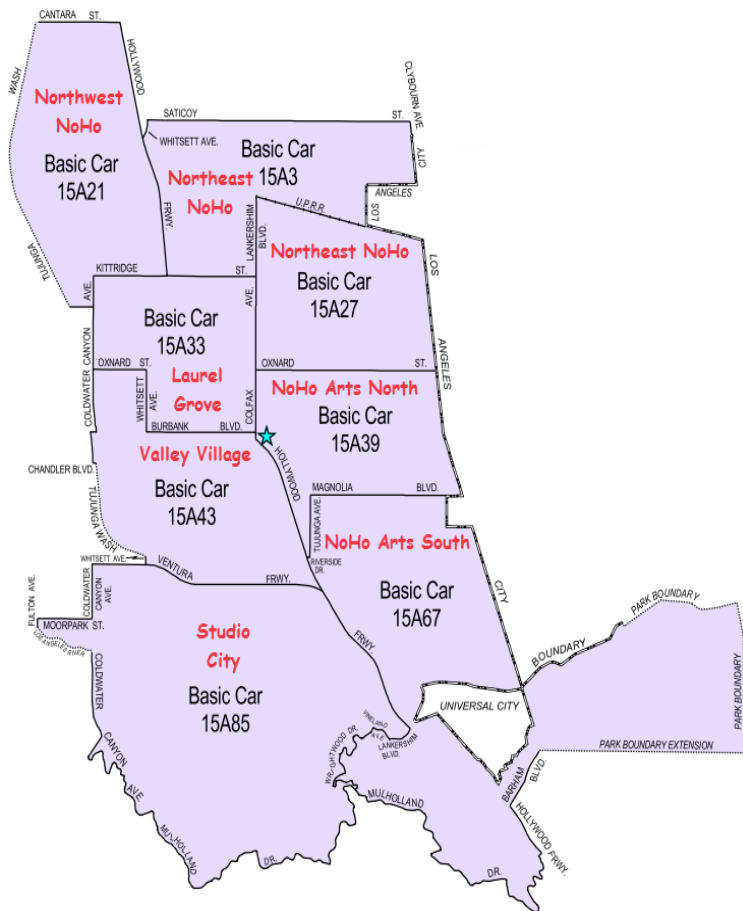
**4/2/2022 Note:** Following is updated **North Hollywood LAPD Part I and II Crimes Summary** as of 4/1/2021 to 3/31/2022 ("rolling" 12-month totals).

The following **North Hollywood LAPD Part I crime data for 2012 - 2014 and 2016 - 2018** is based on LAPD COMPSTAT Unit "Area Profiles" with year-to-date data by LAPD Patrol Division posted on community police station websites.

North Hollywood LAPD Part I crime data for 2010, 2011, 2015, and 2019 is based on the LAPD "Crime Data from 2010 to 2019" dataset, which is publicly available online on City of Los Angeles Open Data Portal. Current North Hollywood LAPD Part I and II crime data is based on LAPD "Crime Data from 2020 to Present" dataset. Statistics are based on the date the crime occurred.

# North Hollywood Area

## LAPD Basic Car Map



**Northwest NoHo** (LAPD Basic Car 15A21) includes a portion of Sun Valley and neighborhoods from Tujunga Wash to Hollywood Fwy > Cantara to Kittridge.

**Laurel Grove** (LAPD Basic Car 15A33) includes Laurel Grove and neighborhoods from Coldwater to Colfax > Kittridge to Burbank.

**Valley Village** (LAPD Basic Car 15A43) includes Valley Village and neighborhoods from Coldwater to Hollywood Fwy > Burbank to Ventura Fwy.

**Studio City** (LAPD Basic Car 15A85) includes Studio City and neighborhoods from Coldwater to Hollywood Fwy > Ventura Fwy to Mulholland.

**Northeast NoHo** (LAPD Basic Car 15A03) includes neighborhoods from Hollywood Fwy to Clybourn > Satcoy to Kittridge.

**Northeast NoHo** (LAPD Basic Car 15A27) includes neighborhoods from Lankershim to Clybourn > Railroad to Oxnard.

**NoHo Arts North** (LAPD Basic Car 15A39) includes the NoHo Arts District north of Magnolia; NoHo Metro Red and Orange Line Stations; North Hollywood Park south to Riverside; and neighborhoods from Colfax to Clybourn > Oxnard to Magnolia.

**NoHo Arts South** (LAPD Basic Car 15A67) includes the NoHo Arts District south of Magnolia; Toluca Lake; West Toluca Lake; and neighborhoods from Hollywood Fwy to Burbank City Limits > Magnolia to Mulholland.

**Total North Hollywood LAPD Part I Crimes Comparison:**

YEAR OCCURRED	GTA	BTFV	BURG	THEFT	PROPERTY	AGG	HOM	RAPE	ROBB	VIOLENT	TOTAL
2010	811	2,269	955	1,440	5,475	316	13	66	402	797	6,272
2011 <sup>A</sup>	772	1,861	873	1,555	5,061	339	7	76	308	730	5,791
2012	698	2,001	812	1,693	5,204	314	9	56	243	622	5,826
2013 <sup>B</sup>	663	2,197	754	1,724	5,338	286	2	50	232	570	5,908
2014 <sup>C</sup>	608	1,822	685	1,645	4,760	360	7	58	185	610	5,370
2015 <sup>D</sup>	745	2,107	794	1,835	5,481	534	7	88	243	872	6,353
2016 <sup>E</sup>	955	2,228	866	1,828	5,877	555	12	87	287	941	6,818
2017 <sup>F</sup>	871	2,252	876	1,814	5,813	585	7	85	300	977	6,790
2018	807	2,171	878	1,831	5,687	661	9	77	280	1,027	6,714
2019	754	1,918	945	1,835	5,452	622	9	87	270	988	6,440
2020 <sup>G</sup>	1,013	1,779	815	1,308	4,915	690	11	59	252	1,012	5,927
2021 <sup>H</sup>	1,049	2,063	809	1,377	5,298	743	9	58	300	1,110	6,408
4/2021 - 3/2022	1,090	2,050	796	1,447	5,383	777	12	58	294	1,141	6,524
+/-	41	(13)	(13)	70	85	34	3	-	(6)	31	116
%	3.9%	-0.6%	-1.6%	5.1%	1.6%	4.6%	33.3%	0.0%	-2.0%	2.8%	1.8%

**Part I Property Crimes** includes Grand Theft Auto (GTA); Burglary Theft From Vehicle (BTFV); Burglary; and Theft.

**Part I Violent Crimes** includes Aggravated Assault; Homicide; Rape; and Robbery.

<sup>A</sup> **AB 109** (effective 4/2011) - AB 109 realigns the state's prison system, shifting responsibility over repeat, non-violent offenders from state prisons to county jails.

<sup>B</sup> In 2013, the FBI Uniform Crime Reporting Guidelines definition of rape was changed. The revised definition includes both male and female victims and offenders, and reflects the various forms of sexual assault understood to be rape.

<sup>C</sup> **Proposition 47** (passed 11/4/2014) - Proposition 47 reduces certain drug possession felonies to misdemeanors. It also requires misdemeanor sentencing for petty theft and receiving stolen property, when the amount involved is \$950 or less.

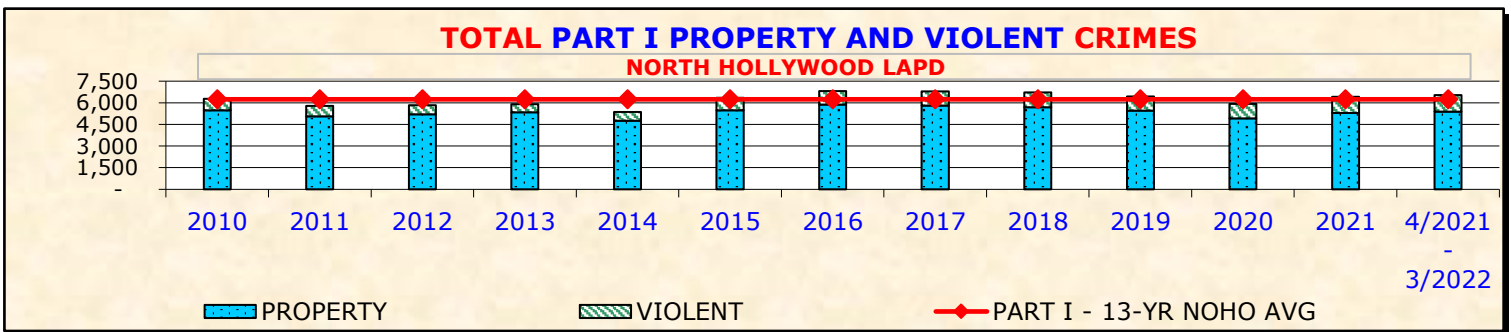
<sup>D</sup> An LAPD Internal Audit Report (released 12/2015) details serious aggravated assaults misclassified as minor offenses in an eight-year period. In 10/2014, a new LAPD Data Integrity Unit was formed and detailed flowcharts were created to provide step-by-step instructions deciding how assaults should be classified.

<sup>E</sup> **Proposition 57** (passed 11/8/2016) - Proposition 57 allows parole consideration for non-violent felons, changes policies on juvenile prosecution, and authorizes sentence credits for rehabilitation, good behavior, and education.

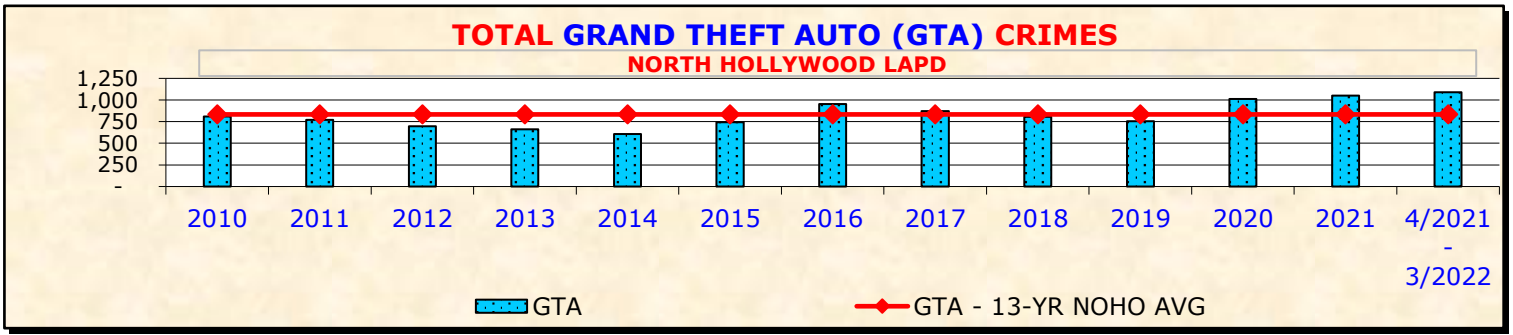
<sup>F</sup> An L.A. Times article (3/21/2017) reports LAPD is concerned that fewer crimes may be reported amid a climate of fear in immigrant communities.

<sup>G</sup> Due to the COVID-19 pandemic, Gov. Gavin Newsom issued a statewide Stay-At-Home order on 3/19/2020. A new regional Stay-At-Home order took effect on 12/5/2020.

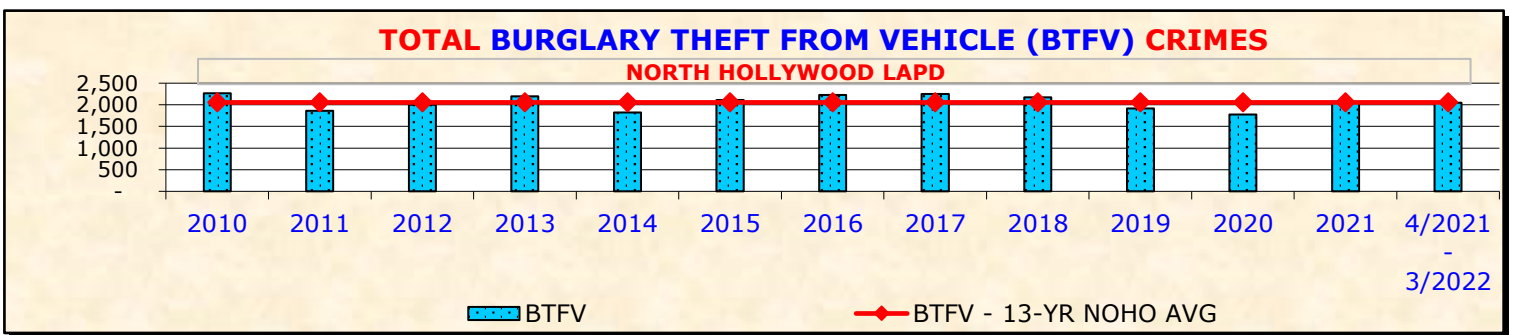
<sup>H</sup> On 1/25/2021, the California Department of Public Health announced the end of the statewide Stay-at-Home Order, which returns each county to the tiered reopening structure. On 6/15/2021, capacity and distancing requirements were lifted for most businesses and activities in California.



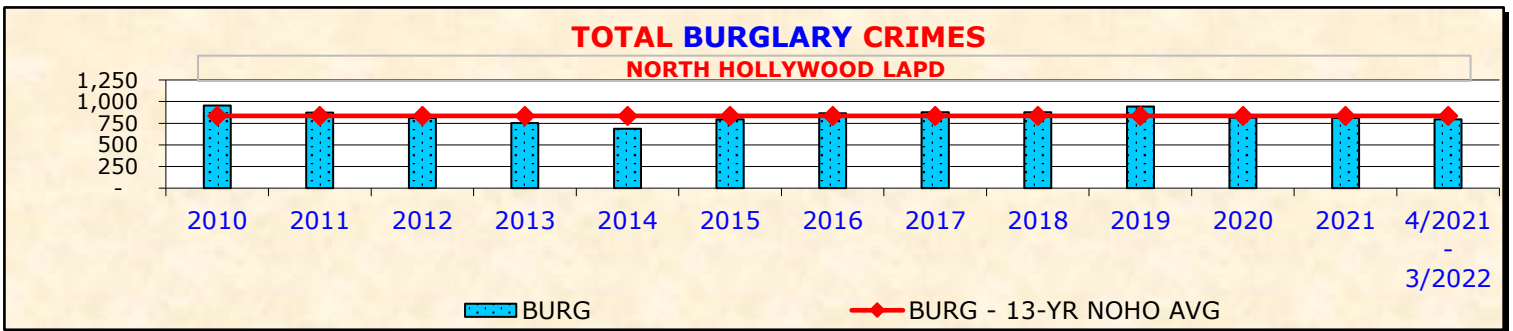
**North Hollywood LAPD Part I Property Crimes:**




**Grand Theft Auto (GTA):** The theft or attempted theft of a motor vehicle including car, truck, or motorcycle.



**Burglary Theft From Vehicle (BTFV):** The theft or attempted theft of property from a motor vehicle.

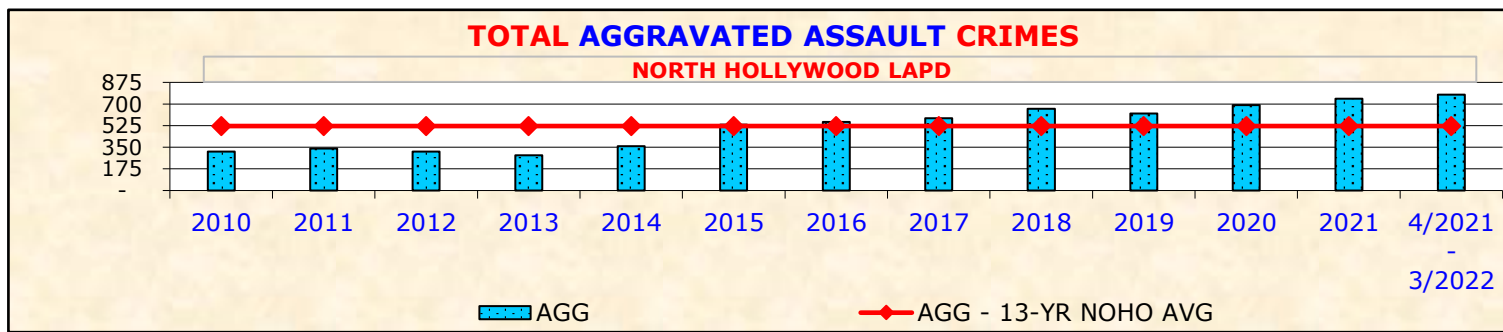


**Burglary:** The unlawful entry of a commercial or residential structure to commit a felony or a theft.



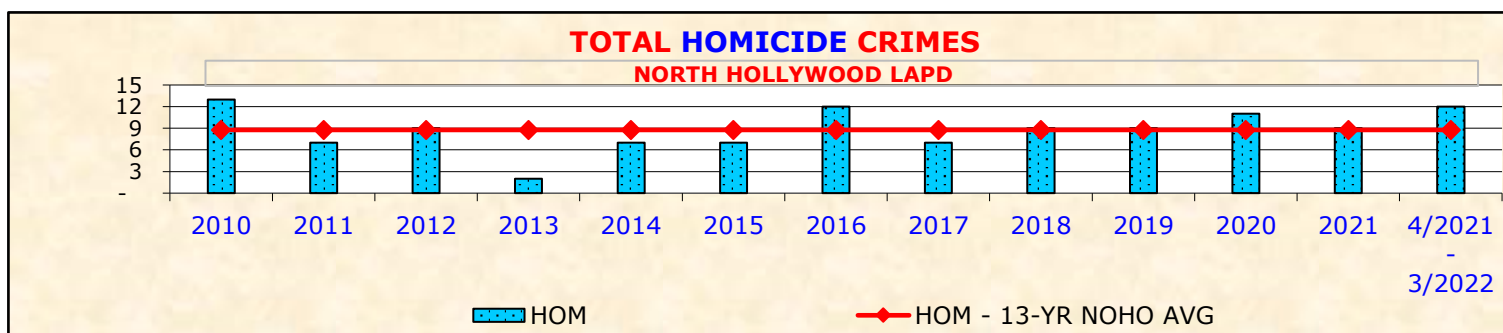
**Theft:** The unlawful taking, carrying, leading, or riding away of property from the possession of another.

**North Hollywood LAPD Part I Violent Crimes:**

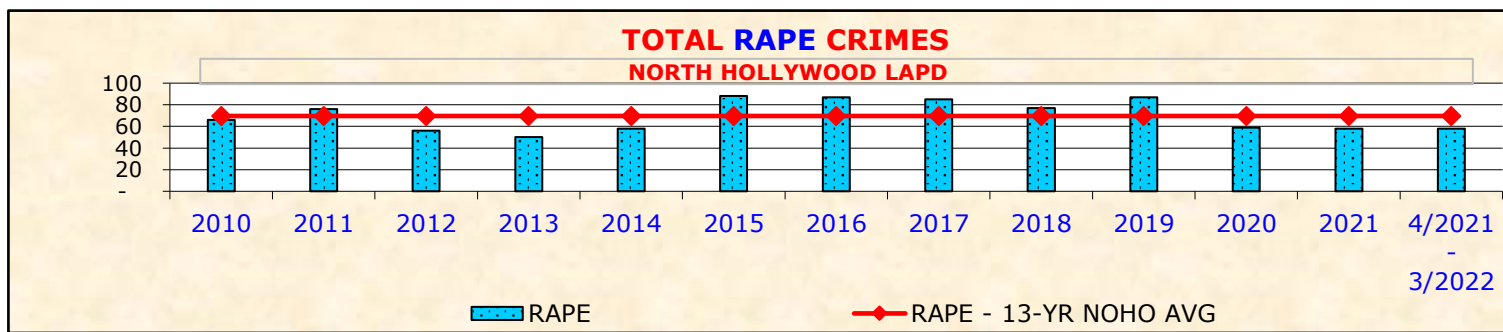


**Aggravated Assault:** An attack by one person upon another for the purpose of inflicting severe bodily injury.

*NOTE: In 2014, a new LAPD Data Integrity Unit was formed and detailed flowcharts were created to provide step-by-step instructions deciding how assaults should be classified (see Footnote "D" on page 2 above).*

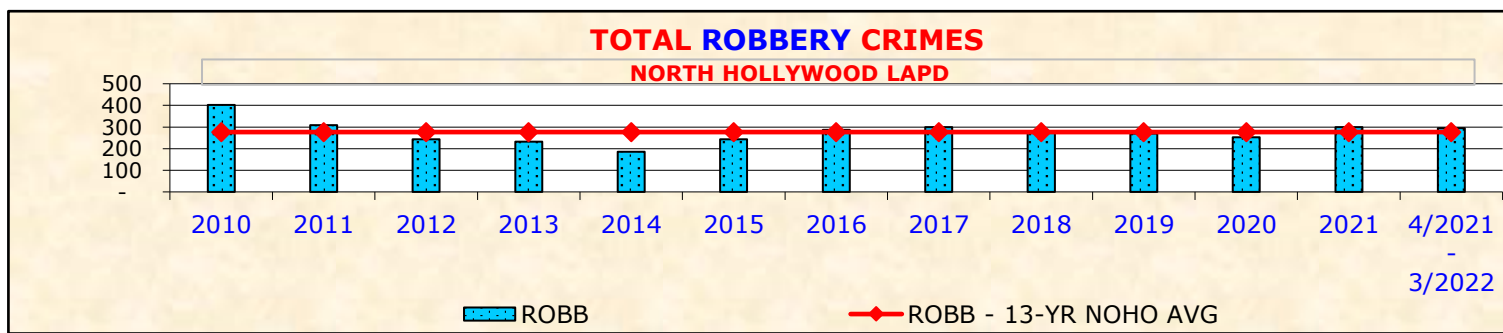


**Homicide:** Murder and non-negligent manslaughter — the willful killing of one human being by another.



**Rape:** Penetration without consent of the victim including any gender of victim or perpetrator.

*NOTE: In 2013, the FBI Uniform Crime Reporting Guidelines definition of rape was changed. The revised definition includes both male and female victims and offenders, and reflects the various forms of sexual assault understood to be rape.*



**Robbery:** The taking of anything of value from the care, custody, or control of a person by force or fear.

**Total North Hollywood LAPD Part I and Part II Crimes Comparison:**

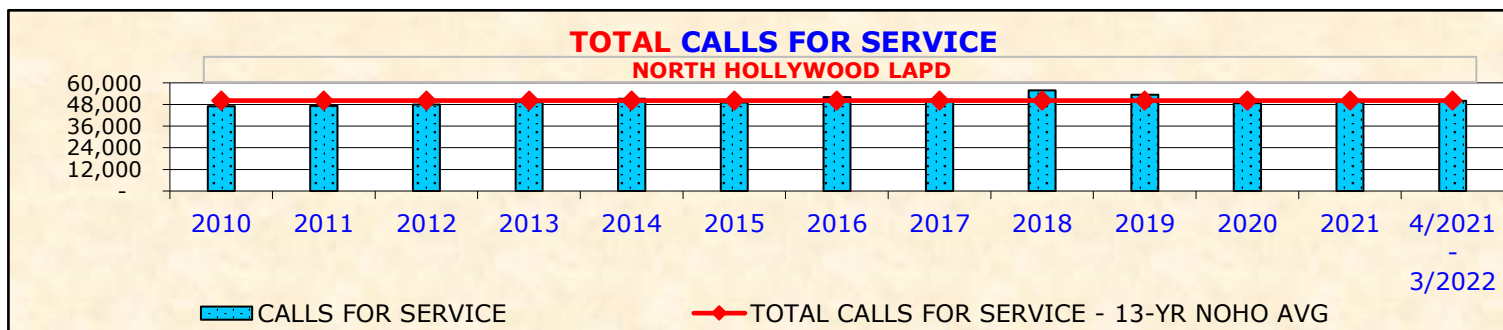
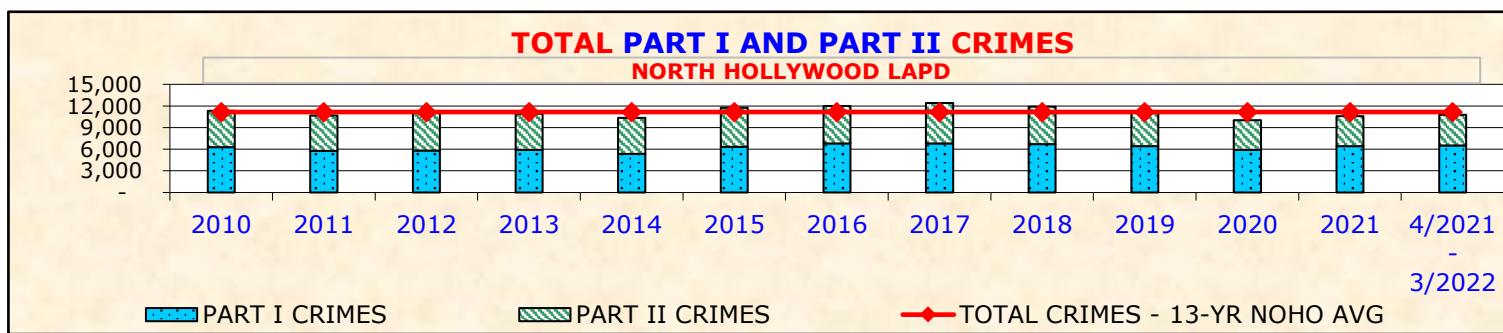
**North Hollywood LAPD Part I and Part II Crimes (12-Month Totals):**

CODE	CRIME CODE DESCRIPTION	2019	2020	1/1-12/31/21	4/1/21-3/31/22	+/-	%
	Total Part I Crimes	6,440	5,927	6,408	6,524	116	X 1.8%
	Total Part II Crimes	4,608	4,097	4,198	4,237	39	X 0.9%
	Total Part I and Part II Crimes	11,048	10,024	10,606	10,761	155	X 1.5%
	% Part I Crimes	58%	59%	60%	61%		
	% Part II Crimes	42%	41%	40%	39%		

**Part I Crime:** The law enforcement term for serious and/or violent crimes that includes auto theft, burglary, personal theft, aggravated assault, homicide, sex crimes, and robbery, which comply with the FBI Uniform Crime Reporting Guidelines.

**Part II Crime:** Includes trespassing, vandalism, and simple assault. Also disorderly conduct, embezzlement, extortion, forgery and counterfeiting, fraud, identity theft, kidnapping, offenses against the family, prostitution, sex offenses, stolen property, and weapons offenses.

In 4/1/2021 – 3/31/2022, North Hollywood LAPD reported **6,524** Part I Crimes. An additional **4,237** Part II Crimes were also reported in North Hollywood for an overall total of **10,761** Part I and Part II Crimes during the past 12-months.



North Hollywood LAPD logged **49,996** calls for service during the past 12-months per the "LAPD Calls for Service" dataset on the City of Los Angeles Open Data Portal.



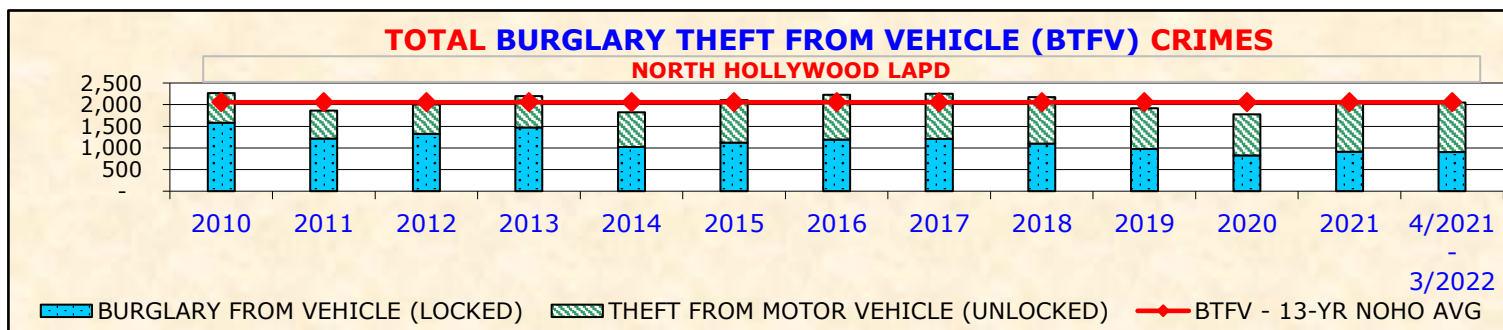
**North Hollywood LAPD Burglary Theft From Vehicle (BTFV) Crimes:**

**North Hollywood LAPD Burglary Theft From Vehicle (BTFV) Part I Crimes (12-Month Totals):**

CODE	CRIME CODE DESCRIPTION	2019	2020	1/1-12/31/21	4/1/21-3/31/22	+/-	%
330/410	Burglary From Vehicle (Locked)	975	829	909	907	(2)	-0.2%
331/420	Theft From Motor Vehicle (Unlocked)	943	950	1,154	1,143	(11)	-1.0%
<b>Total Burglary Theft From Vehicle Part I Crimes</b>		<b>1,918</b>	<b>1,779</b>	<b>2,063</b>	<b>2,050</b>	<b>(13)</b>	<b>-0.6%</b>
% Burglary From Vehicle (Locked) Crimes		51%	47%	44%	44%		
% Theft From Motor Vehicle (Unlocked) Crimes		49%	53%	56%	56%		

**Burglary From Vehicle:** Auto Burglary is defined as forcing entry into a locked vehicle with the intent to steal property.  
**Theft From Motor Vehicle:** Theft from Motor Vehicle is defined as stealing property from an unlocked vehicle.

*NOTE: Steady increase in "% of Theft From Unlocked Motor Vehicle" reported to North Hollywood LAPD from 30% of all BTFV Crimes in 2010 to 56% in current 12-month period.*



**North Hollywood LAPD Catalytic Converter Theft Crimes:**

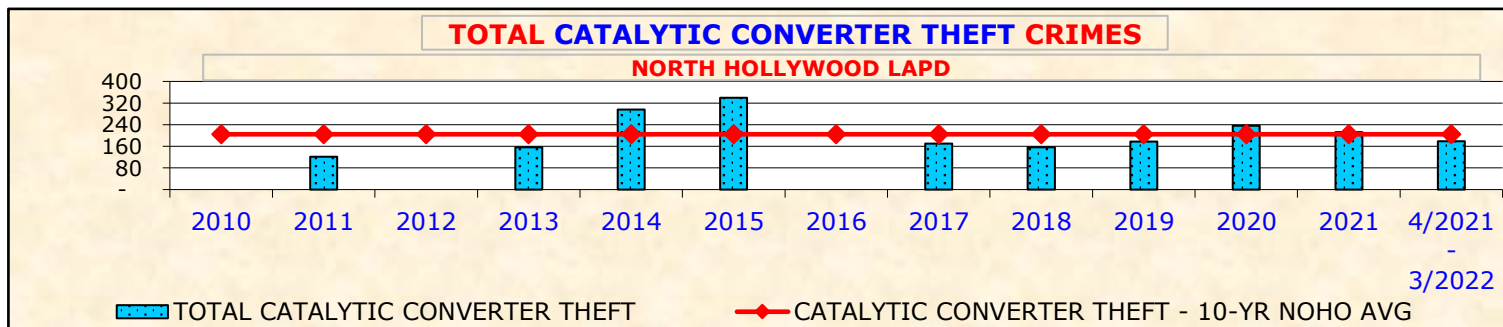
**North Hollywood LAPD Catalytic Converter Theft Part I Crimes (12-Month Totals):**

CODE	CRIME CODE DESCRIPTION	2019	2020	1/1-12/31/21	4/1/21-3/31/22	+/-	%
385	Catalytic Converter and Other Vehicle Parts Theft	177	236	213	179	(34)	-16.0%
<b>Total Catalytic Converter Theft Part I Crimes</b>		<b>177</b>	<b>236</b>	<b>213</b>	<b>179</b>	<b>(34)</b>	<b>-16.0%</b>

**Burglary From Vehicle:** Auto Burglary is defined as forcing entry into a locked vehicle with the intent to steal property.  
**Theft From Motor Vehicle:** Theft from Motor Vehicle is defined as stealing property from an unlocked vehicle.

*Catalytic Converter Theft is reported primarily under Burglary Theft From Vehicle (BTFV) Part I Crimes beginning in 1/2011 (North Hollywood LAPD MO Code 385 data is not available for 2012 and 2016).*

*NOTE: MO Code 385 "Suspect Removed Parts from Vehicle" may include Catalytic Converter and other vehicle parts. Per USC's Crosstown data project, Catalytic Converters aren't the only parts thieves take: Headlamps and airbags also go missing, but Catalytic Converters appear to account for the vast majority of recent thefts.*

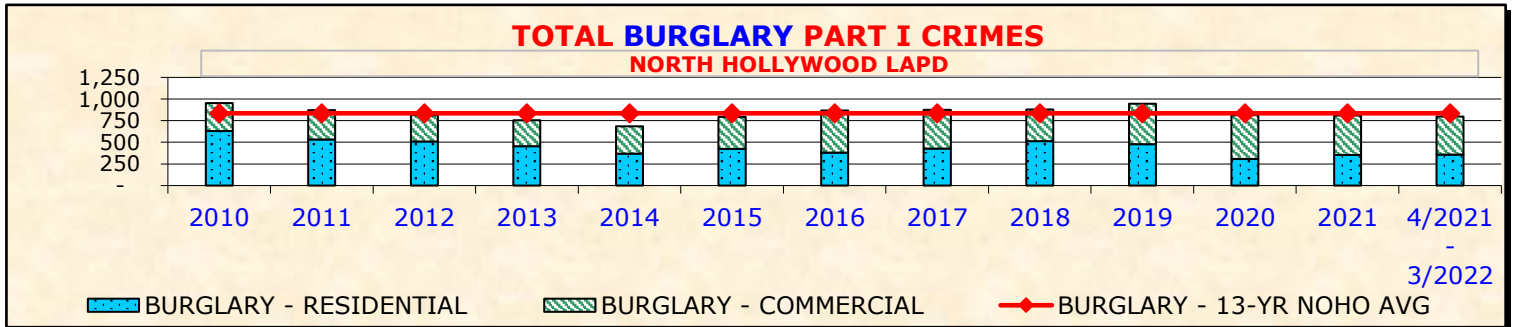


**North Hollywood LAPD Burglary Crimes:**

**North Hollywood LAPD Residential and Commercial Burglary Part I Crimes (12-Month Totals):**

CODE	CRIME CODE DESCRIPTION	2019	2020	1/1-12/31/21	4/1/21-3/31/22	+/-	%
501/502	Burglary - Single and Multi-Family Dwelling	479	307	352	356	4	1.1%
OTHER	Burglary - Commercial and All Other	466	508	457	440	(17)	-3.7%
<b>Total Burglary Part I Crimes</b>		<b>945</b>	<b>815</b>	<b>809</b>	<b>796</b>	<b>(13)</b>	<b>-1.6%</b>
% Residential Burglary Crimes		51%	38%	44%	45%		
% Commercial and All Other Burglary Crimes		49%	62%	56%	55%		

**Burglary:** The unlawful entry of a commercial or residential structure to commit a felony or a theft.



**North Hollywood LAPD All Other Theft and Shoplifting Theft Crimes:**

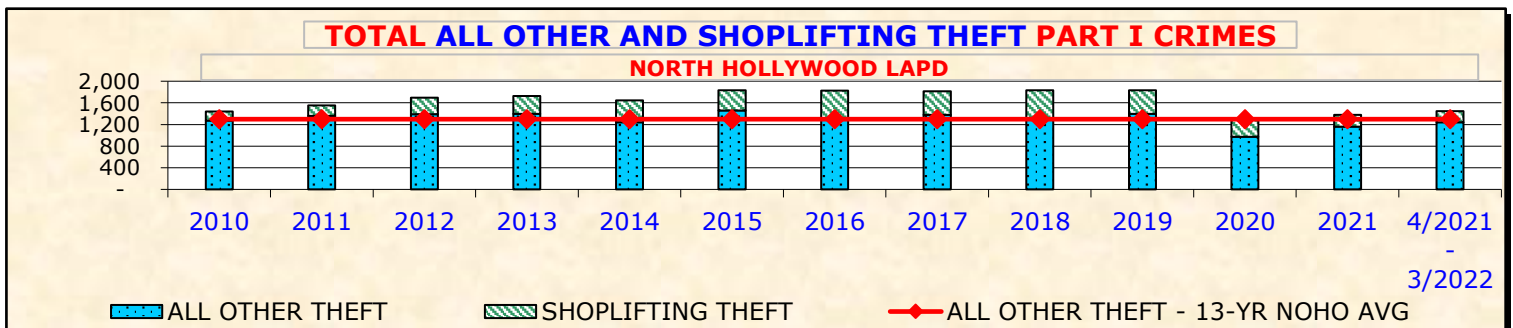
**North Hollywood LAPD All Other Theft and Shoplifting Theft Part I Crimes (12-Month Totals):**

CODE	CRIME CODE DESCRIPTION	2019	2020	1/1-12/31/21	4/1/21-3/31/22	+/-	%
341/440	All Other Theft (excluding Shoplifting)	1,397	972	1,157	1,239	82	7.1%
343/442	Shoplifting Theft - Petty and Grand	438	336	220	208	(12)	-5.5%
<b>Total All Other Theft and Shoplifting Theft Part I Crimes</b>		<b>1,835</b>	<b>1,308</b>	<b>1,377</b>	<b>1,447</b>	<b>70</b>	<b>5.1%</b>
% All Other Theft Crimes		76%	74%	84%	86%		
% Shoplifting Theft Crimes		24%	26%	16%	14%		

**All Other Theft:** The unlawful taking, carrying, leading, or riding away of property from the possession of another.

**Shoplifting Theft:** Carrying, hiding, or concealing merchandise with the intent of taking it or paying less for it.

*Shoplifting Theft is reported under Theft (Personal / Other) Part I Crimes.*



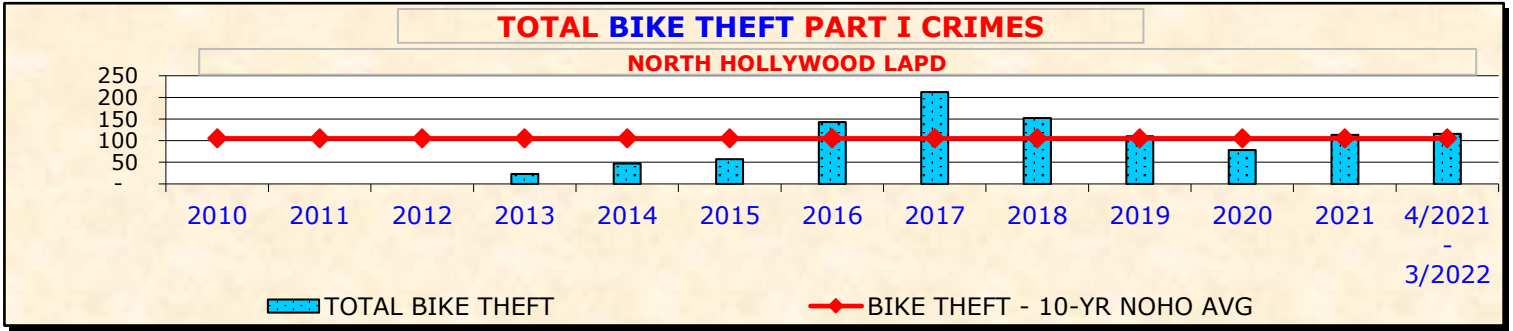
**North Hollywood LAPD Bike Theft Crimes:**

**North Hollywood LAPD Bike Theft Part I Crimes (12-Month Totals):**

CODE	CRIME CODE DESCRIPTION	2019	2020	1/1-12/31/21	4/1/21-3/31/22	+/-	%
480	Bike Theft	110	78	113	116	3	2.7%
Total Bike Theft Part I Crimes		110	78	113	116	3	2.7%

**Bike Theft:** The unlawful taking, carrying, leading, or riding away of a bicycle from the possession of another.

*Bike Theft is reported under Theft (Personal / Other) Part I Crimes beginning in 7/2013.*



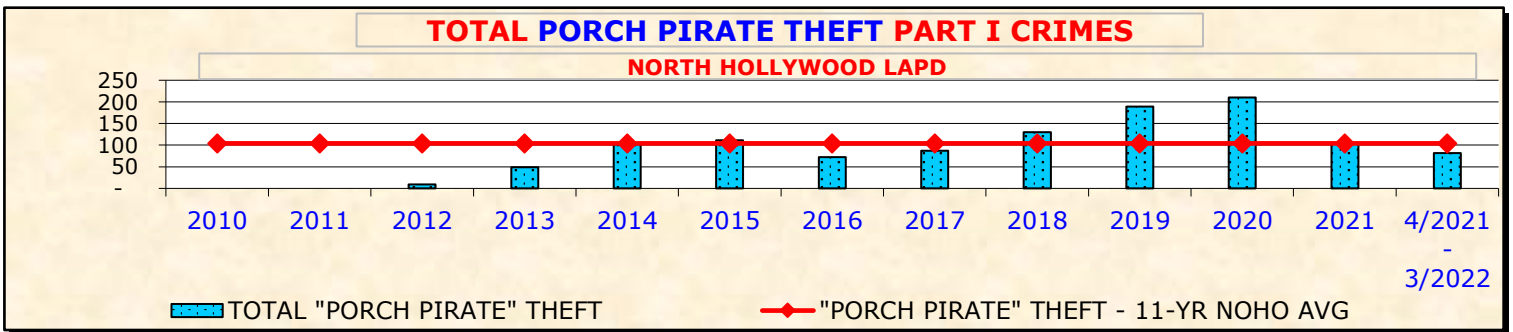
**North Hollywood LAPD "Porch Pirate" Theft Crimes:**

**North Hollywood LAPD "Porch Pirate" Theft Part I Crimes (12-Month Totals):**

CODE	CRIME CODE DESCRIPTION	2019	2020	1/1-12/31/21	4/1/21-3/31/22	+/-	%
394	"Porch Pirate" Theft	189	210	103	82	(21)	-20.4%
Total "Porch Pirate" Theft Part I Crimes		189	210	103	82	(21)	-20.4%

**"Porch Pirate" Theft:** Suspect takes UPS, FedEx, Amazon, United States Postal Service, or other delivery packages.

*"Porch Pirate" Theft is reported under Theft (Personal / Other) Part I Crimes beginning in 11/2012.*



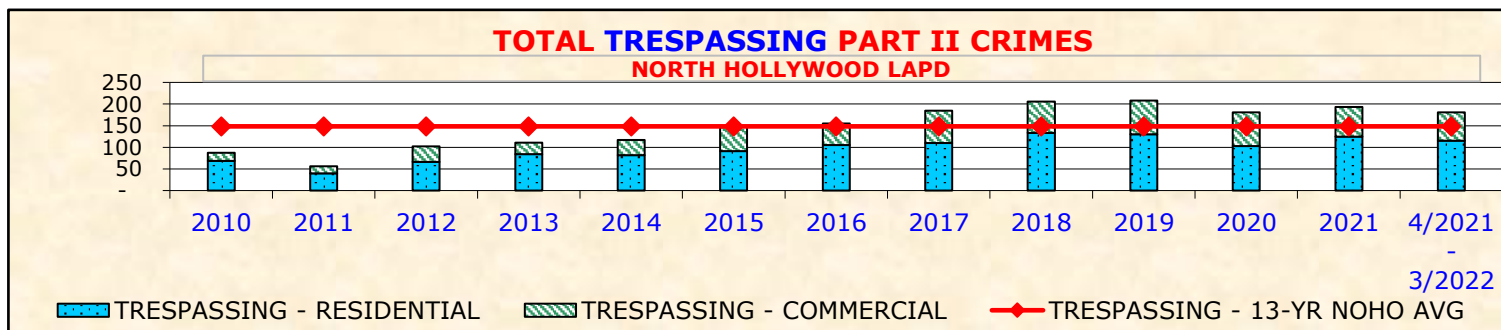


**North Hollywood LAPD Trespassing Crimes:**

**North Hollywood LAPD Residential and Commercial Trespassing Part II Crimes (12-Month Totals):**

CODE	CRIME CODE DESCRIPTION	2019	2020	1/1-12/31/21	4/1/21-3/31/22	+/-	%
501/502	Trespassing - Single and Multi-Family Dwelling	130	103	125	115	(10) ✓	-8.0%
OTHER	Trespassing - Commercial and All Other	78	78	68	66	(2) ✓	-2.9%
<b>Total Trespassing Part II Crimes</b>		<b>208</b>	<b>181</b>	<b>193</b>	<b>181</b>	<b>(12) ✓</b>	<b>-6.2%</b>
% Residential Trespassing Crimes		63%	57%	65%	64%		
% Commercial and All Other Trespassing Crimes		38%	43%	35%	36%		

**Trespassing:** Prohibits someone from entering or remaining on another person's property without permission.

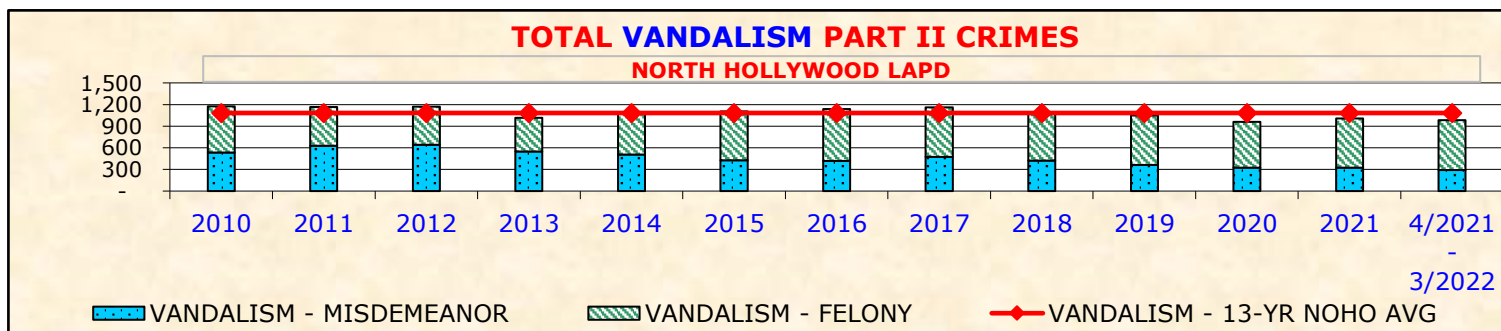


**North Hollywood LAPD Vandalism Crimes:**

**North Hollywood LAPD Misdemeanor and Felony Vandalism Part II Crimes (12-Month Totals):**

CODE	CRIME CODE DESCRIPTION	2019	2020	1/1-12/31/21	4/1/21-3/31/22	+/-	%
745	Vandalism - Misdemeanor (\$399 or Under)	360	323	326	293	(33) ✓	-10.1%
740	Vandalism - Felony (\$400 and Over)	690	637	680	689	9 ✗	1.3%
<b>Total Vandalism Part II Crimes</b>		<b>1,050</b>	<b>960</b>	<b>1,006</b>	<b>982</b>	<b>(24) ✓</b>	<b>-2.4%</b>
% Misdemeanor Vandalism Crimes		34%	34%	32%	30%		
% Felony Vandalism Crimes		66%	66%	68%	70%		

**Vandalism:** An action involving deliberate destruction of or damage to public or private property. The term includes graffiti or defacement directed towards any property without permission of the owner.



**North Hollywood LAPD Assault Crimes:**

**North Hollywood LAPD Aggravated and Simple Assault Part I and II Crimes (12-Month Totals):**

CODE	CRIME CODE DESCRIPTION	2019	2020	1/1-12/31/21	4/1/21-3/31/22	+/-	%
	Assault - Aggravated (Part I Crime)	622	690	743	777	34	4.6%
	Assault - Simple (Part II Crime)	1,569	1,403	1,459	1,491	32	2.2%
	<b>Total Assault Part I and II Crimes</b>	<b>2,191</b>	<b>2,093</b>	<b>2,202</b>	<b>2,268</b>	<b>66</b>	<b>3.0%</b>
	% Part I Aggravated Assault Crimes	28%	33%	34%	34%		
	% Part II Simple Assault Crimes	72%	67%	66%	66%		

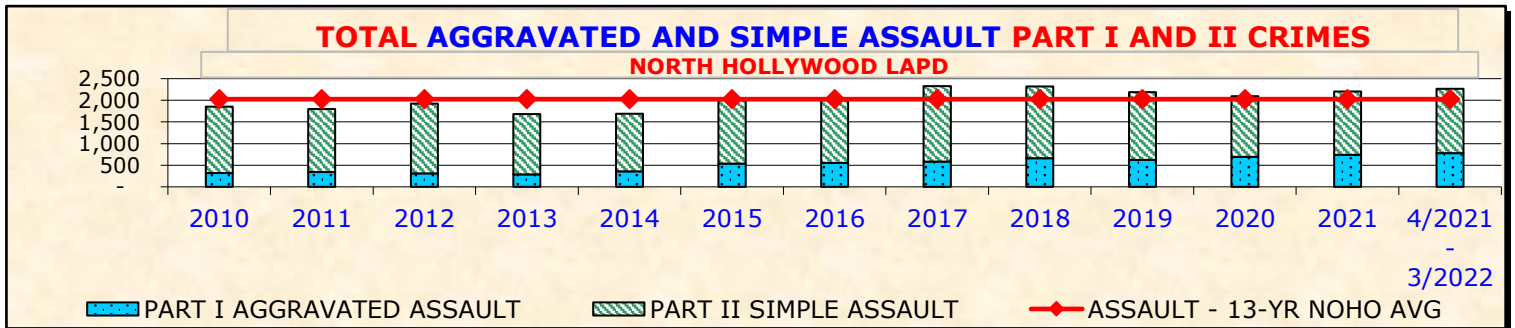
**Aggravated Assault:** An attack by one person upon another for the purpose of inflicting severe bodily injury.

An LAPD Internal Audit Report (released 12/2015) details serious aggravated assaults misclassified as minor offenses in an eight-year period. In 10/2014, a new LAPD Data Integrity Unit was formed and detailed flowcharts were created to provide step-by-step instructions deciding how assaults should be classified.

From 2010 to 2013, **17.3%** of Assaults were classified as **Part I Aggravated Assaults** in North Hollywood; From 2015 to 2022, **29.7%** of Assaults were classified as **Part I Aggravated Assaults** in North Hollywood.

Per the LAPD Assault "Decision Tree" issued in 2014, if a weapon is used or brandished during an attack (firearm, knife, baseball bat, bottle, Taser, etc.), the assault is classified as a **Part I Aggravated Assault**. If no weapon is used (hands/fist, teeth, feet, or verbal), but the injury is serious (broken bones, internal injury, stitches, or strangulation), the assault is also classified as a **Part I Aggravated Assault**, which is included under FBI Uniform Crime Reporting Guidelines.

If no weapon is used (hands/fist, teeth, feet, or verbal) and the injury is less serious (abrasions, minor lacerations, contusions/bruises, or intimidation/fear), the assault is classified as a **Part II Simple Assault**.



**North Hollywood LAPD Intimate Partner Assault Crimes:**

**North Hollywood LAPD Aggravated and Simple Intimate Partner Assault Part I and II Crimes:**

CODE	CRIME CODE DESCRIPTION	2019	2020	1/1-12/31/21	4/1/21-3/31/22	+/-	%
236	Intimate Partner Assault - Aggravated	119	135	112	117	5	4.5%
626	Intimate Partner Assault - Simple	598	512	530	531	1	0.2%
<b>Total Intimate Partner Assault Part I and II Crimes</b>		<b>717</b>	<b>647</b>	<b>642</b>	<b>648</b>	<b>6</b>	<b>0.9%</b>
% Part I Intimate Partner Aggravated Assault Crimes		17%	21%	17%	18%		
% Part II Intimate Partner Simple Assault Crimes		83%	79%	83%	82%		

**Intimate Partner Assault:** Historically called "Domestic Violence," "Intimate Partner Assault" describes physical, sexual, or psychological harm by a current or former intimate partner or spouse according to the National Institute of Justice. This type of violence can occur among heterosexual or same-sex couples.

*Intimate Partner Assault is reported under Part I Aggravated Assault and Part II Simple Assault Crimes.*

*An LAPD Internal Audit Report (released 12/2015) details serious aggravated assaults misclassified as minor offenses in an eight-year period. In 10/2014, a new LAPD Data Integrity Unit was formed and detailed flowcharts were created to provide step-by-step instructions deciding how assaults should be classified.*

From 2010 to 2013, **2.1%** of Intimate Partner Assaults were classified as **Part I Aggravated Assaults** in North Hollywood; From 2015 to 2022, **16.8%** of Intimate Partner Assaults were classified as **Part I Aggravated Assaults** in North Hollywood.

Overall, about **30%** of Total Part I and II Assaults are classified as Intimate Partner Assaults in North Hollywood.

