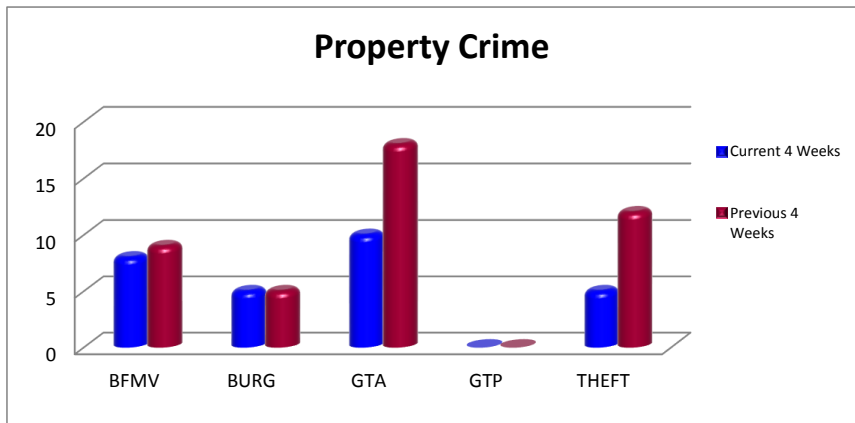
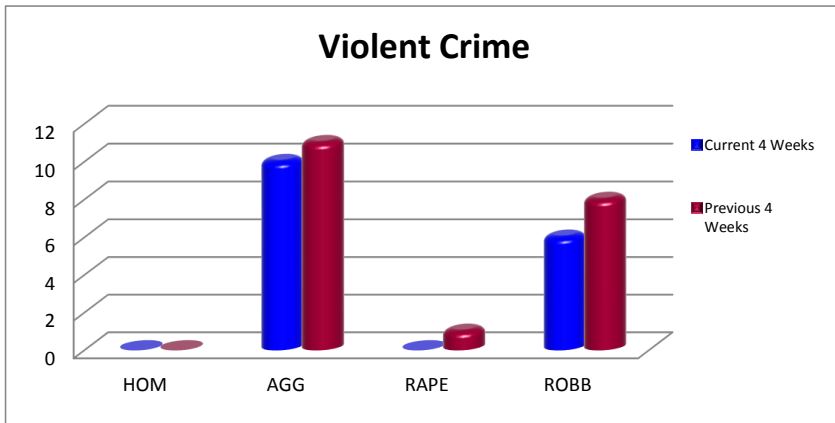


Part One Crimes for **Basic Car 15A03** as of 07/31/2022

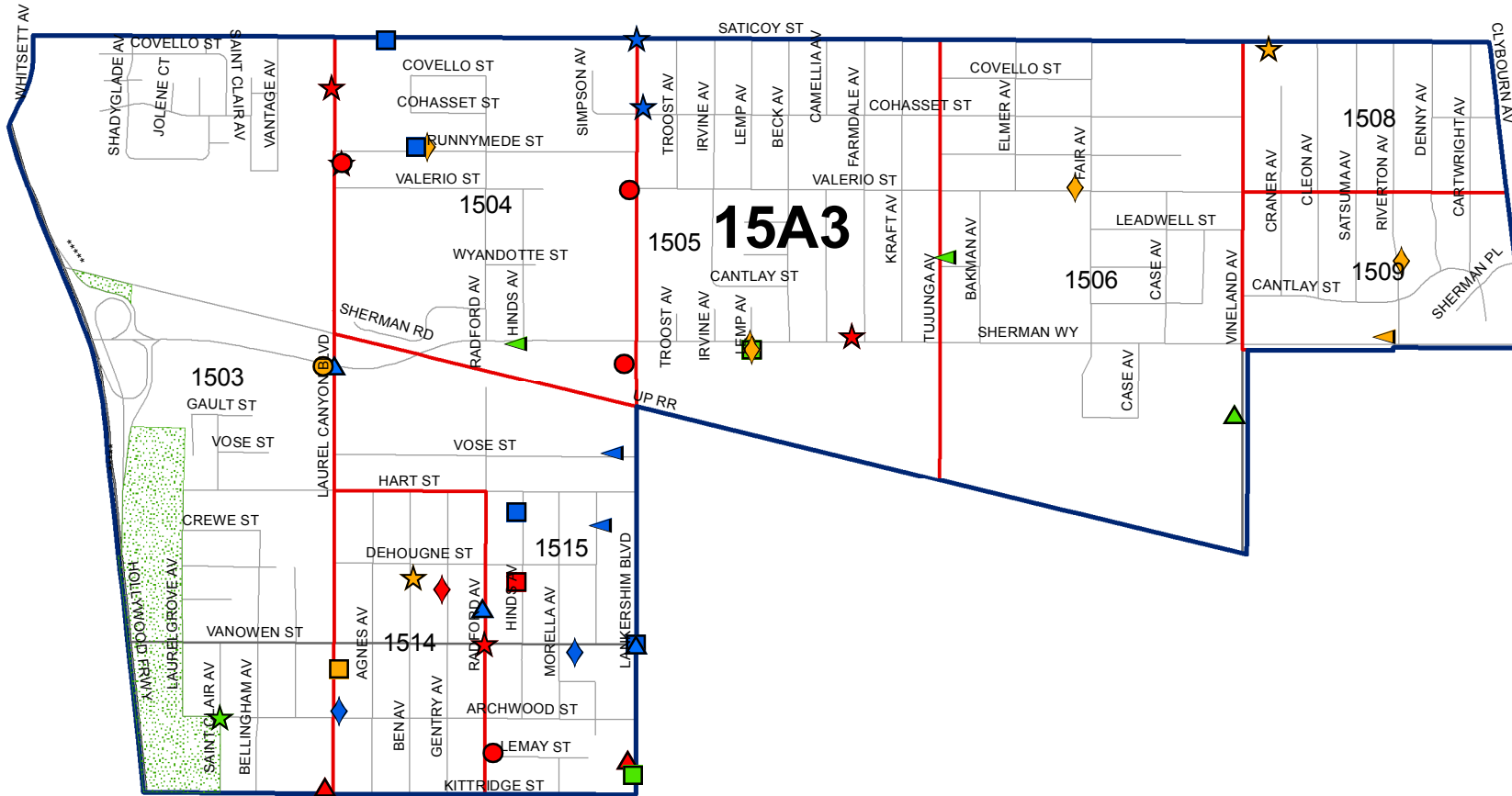


CRIME TYPE	YTD-2021	YTD-2020	% CHANGE	Jul-22	Jun-22	% CHANGE
HOM	2	0	#DIV/0!	0	0	#DIV/0!
AGG	84	73	15.07%	10	11	-9.09%
RAPE	4	2	100.00%	0	1	-100.00%
ROBB	32	20	60.00%	6	8	-25.00%
VIOLENT	122	95	28.42%	16	20	-20.00%
BFMV	96	71	35.21%	8	9	-11.11%
BURG	29	27	7.41%	5	5	0.00%
GTA	83	84	-1.19%	10	18	-44.44%
GTP	2	3	-33.33%	0	0	#DIV/0!
THEFT	84	77	9.09%	5	12	-58.33%
PROPERTY	294	262	12.21%	28	44	-36.36%
TOTAL	416	357	16.53%	44	64	-31.25%



North Hollywood Area Basic Car 15A03 - Part I Crimes

July 1 to July 31, 2022



- Legend**
- Crime Data (44)**
- ▲ ROBB AM1 (2)
 - ▲ ROBB PM1 (1)
 - ▲ ROBB PM2 (3)
 - AGG AM1 (1)
 - AGG AM2 (1)
 - AGG PM1 (2)
 - AGG PM2 (6)
 - BURG AM1 (4)
 - BURG AM2 (1)
 - ★ GTA AM1 (5)
 - ★ GTA AM2 (2)
 - ★ GTA PM1 (1)
 - ★ GTA PM2 (2)
 - ◆ BTFV AM1 (1)
 - ◆ BTFV AM2 (5)
 - ◆ BTFV PM2 (2)
 - ▲ THEFT AM2 (1)
 - ▲ THEFT PM1 (2)
 - ▲ THEFT PM2 (2)

This Period = 44

Last Period = 64

SLO - Officer Ahedo

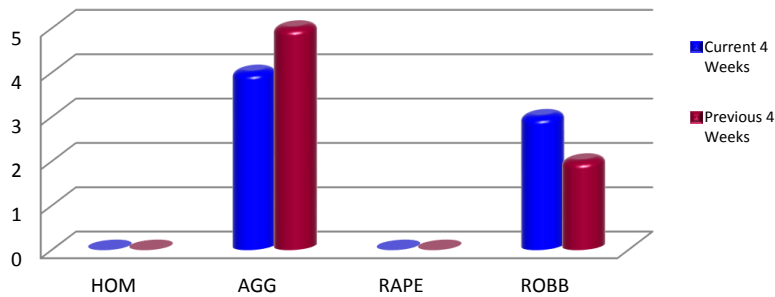
Watch 2 = AM2/PM1 = 0600 to 1759 Watch 3 = PM2/AM1 = 1800 to 0559
 AM1 = 0000 to 0559 AM2 = 0600 to 1159 PM1 = 1200 to 1759 PM2 = 1800 to 2359

Part One Crimes for **Basic Car 15A21** as of 07/31/2022

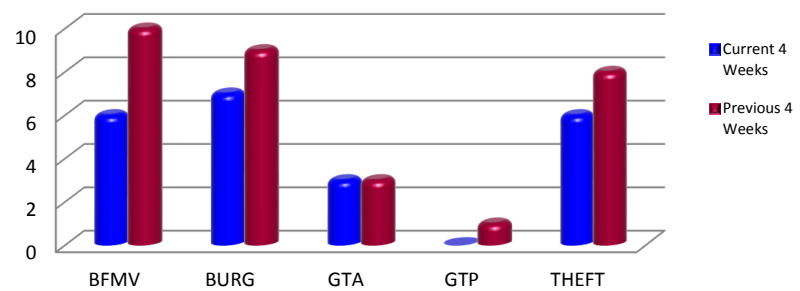


CRIME TYPE	YTD-2021	YTD-2020	% CHANGE	Jul-22	Jun-22	% CHANGE
HOM	1	1	0.00%	0	0	#DIV/0!
AGG	52	36	44.44%	4	5	-20.00%
RAPE	3	0	#DIV/0!	0	0	#DIV/0!
ROBB	17	20	-15.00%	3	2	50.00%
VIOLENT	73	57	28.07%	7	7	0.00%
BFMV	79	70	12.86%	6	10	-40.00%
BURG	60	45	33.33%	7	9	-22.22%
GTA	46	71	-35.21%	3	3	0.00%
GTP	1	0	#DIV/0!	0	1	-100.00%
THEFT	51	54	-5.56%	6	8	-25.00%
PROPERTY	237	240	-1.25%	22	31	-29.03%
TOTAL	310	297	4.38%	29	38	-23.68%

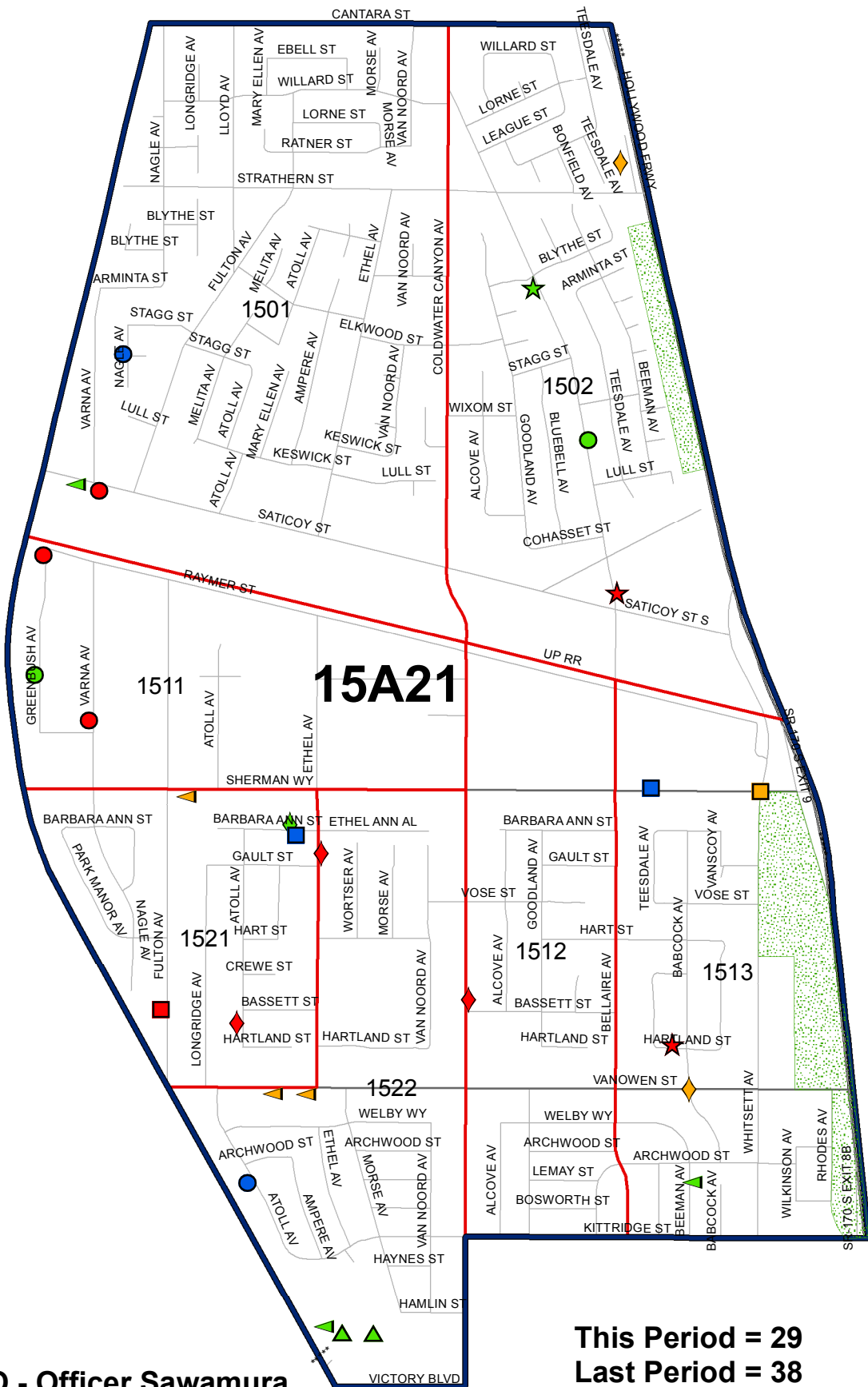
Violent Crime



Property Crime



North Hollywood Area Basic Car 15A21 - Part I Crimes July 1 to July 31, 2022



Legend

Crime Data (29)

- ▲ ROBB PM1 (3)
- AGG AM1 (1)
- AGG AM2 (1)
- AGG PM2 (2)
- BURG AM1 (3)
- BURG PM1 (2)
- BURG PM2 (2)
- ★ GTA AM1 (2)
- ★ GTA PM1 (1)
- ◆ BTFV AM1 (3)
- ◆ BTFV AM2 (2)
- ◆ BTFV PM1 (1)
- ▲ THEFT AM2 (3)
- ▲ THEFT PM1 (3)

This Period = 29
Last Period = 38

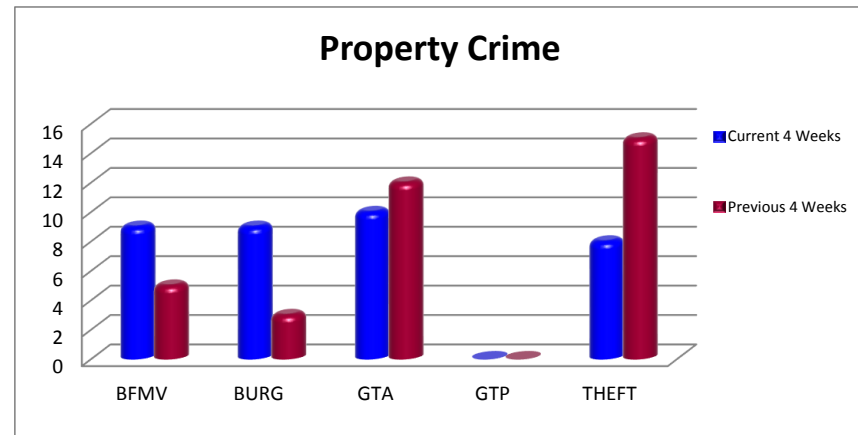
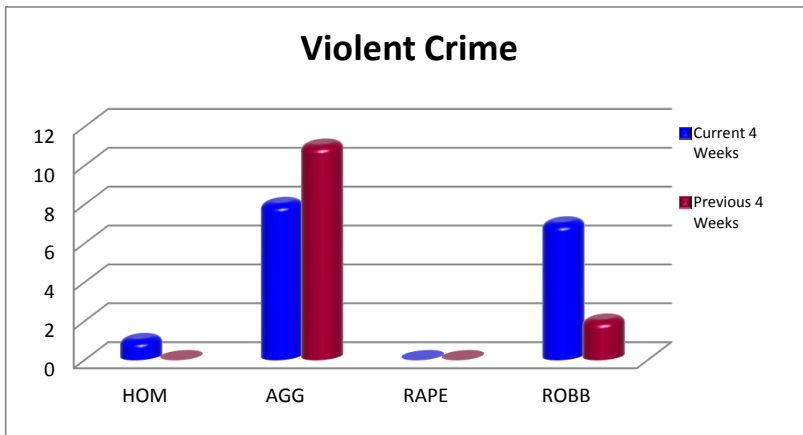
SLO - Officer Sawamura

Watch 2 = AM2/PM1 = 0600 to 1759 Watch 3 = PM2/AM1 = 1800 to 0559
 AM1 = 0000 to 0559 AM2 = 0600 to 1159 PM1 = 1200 to 1759 PM2 = 1800 to 2359

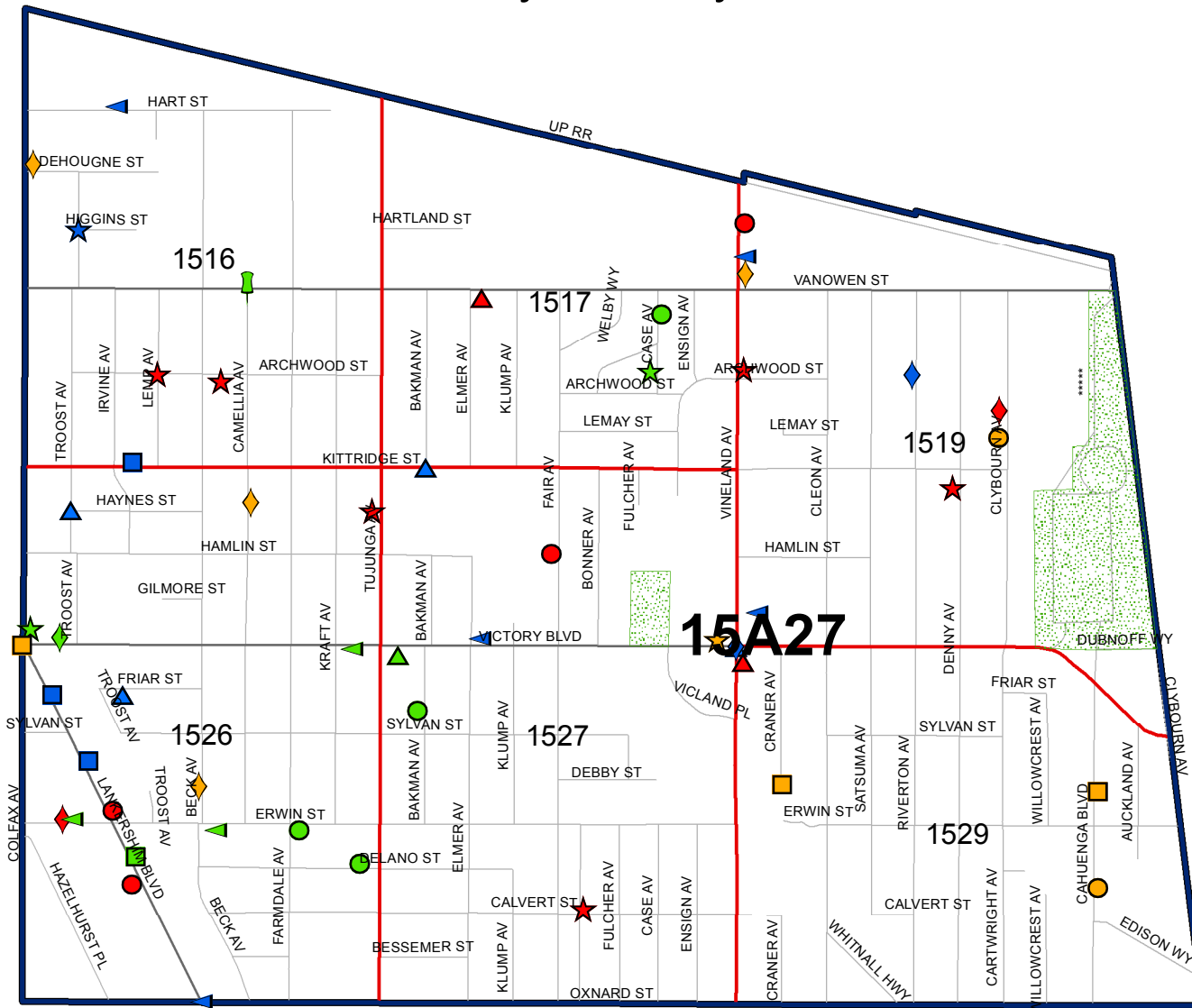
Part One Crimes for **Basic Car 15A27** as of 07/31/2022



CRIME TYPE	YTD-2021	YTD-2020	% CHANGE	Jul-22	Jun-22	% CHANGE
HOM	1	1	0.00%	1	0	#DIV/0!
AGG	47	58	-18.97%	8	11	-27.27%
RAPE	3	3	0.00%	0	0	#DIV/0!
ROBB	22	19	15.79%	7	2	250.00%
VIOLENT	73	81	-9.88%	16	13	23.08%
BFMV	67	68	-1.47%	9	5	80.00%
BURG	39	39	0.00%	9	3	200.00%
GTA	81	56	44.64%	10	12	-16.67%
GTP	0	0	#DIV/0!	0	0	#DIV/0!
THEFT	102	68	50.00%	8	15	-46.67%
PROPERTY	289	231	25.11%	36	35	2.86%
TOTAL	362	312	16.03%	52	48	8.33%



North Hollywood Area Basic Car 15A27 - Part I Crimes July 1 to July 31, 2022



- ### Legend
- #### Crime Data (53)
- HOM PM1 (1)
 - ROBB AM1 (2)
 - ROBB PM1 (1)
 - ROBB PM2 (4)
 - AGG AM2 (4)
 - AGG PM1 (1)
 - AGG PM2 (3)
 - BURG AM1 (4)
 - BURG AM2 (2)
 - BURG PM1 (4)
 - GTA AM1 (6)
 - GTA AM2 (1)
 - GTA PM1 (2)
 - GTA PM2 (1)
 - BTFV AM1 (2)
 - BTFV AM2 (4)
 - BTFV PM1 (1)
 - BTFV PM2 (2)
 - THEFT PM1 (3)
 - THEFT PM2 (5)

This Period = 53

Last Period = 48

SLO - Officer Gonzalez

Watch 2 = AM2/PM1 = 0600 to 1759

Watch 3 = PM2/AM1 = 1800 to 0559

AM1 = 0000 to 0559

AM2 = 0600 to 1159

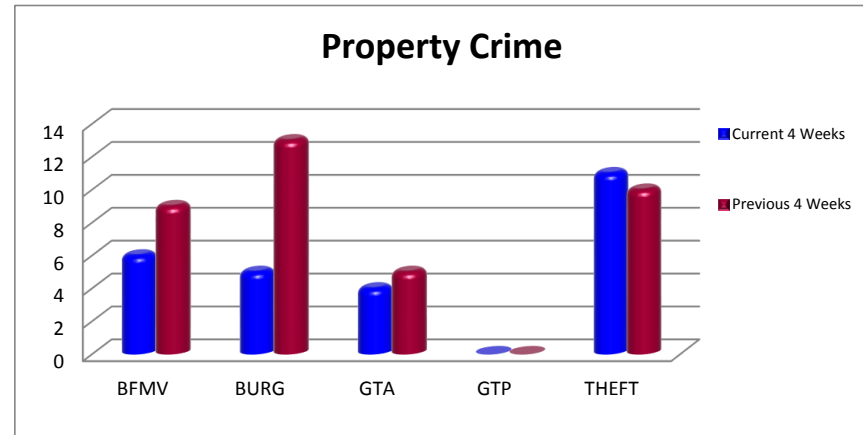
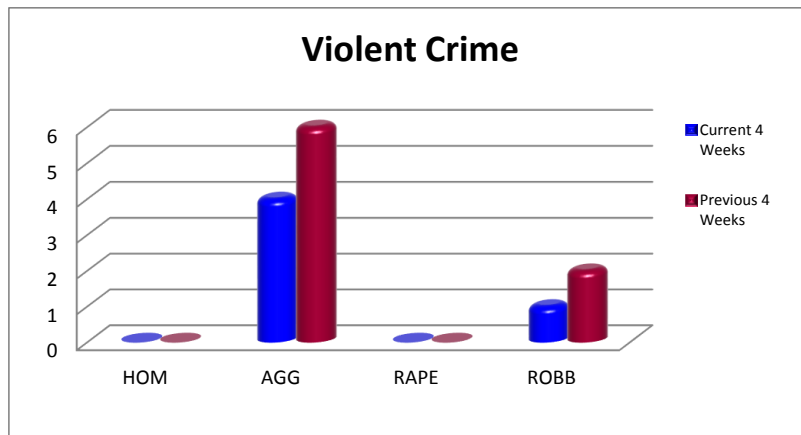
PM1 = 1200 to 1759

PM2 = 1800 to 2359

Part One Crimes for **Basic Car 15A33** as of 07/31/2022

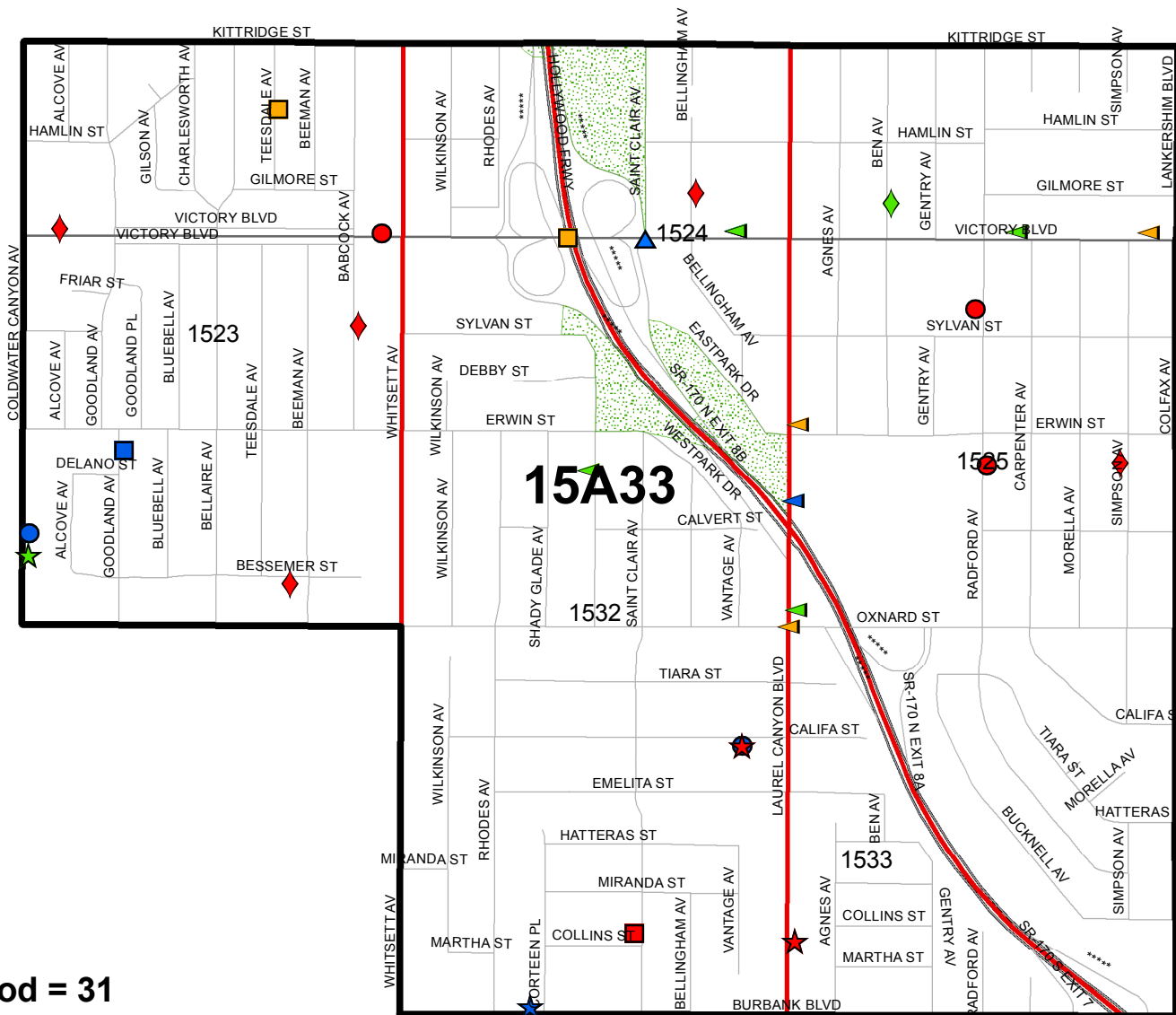


CRIME TYPE	YTD-2021	YTD-2020	% CHANGE	Jul-22	Jun-22	% CHANGE
HOM	0	0	#DIV/0!	0	0	#DIV/0!
AGG	36	30	20.00%	4	6	-33.33%
RAPE	1	5	-80.00%	0	0	#DIV/0!
ROBB	18	17	5.88%	1	2	-50.00%
VIOLENT	55	52	5.77%	5	8	-37.50%
BFMV	72	95	-24.21%	6	9	-33.33%
BURG	68	46	47.83%	5	13	-61.54%
GTA	49	37	32.43%	4	5	-20.00%
GTP	1	0	#DIV/0!	0	0	#DIV/0!
THEFT	65	78	-16.67%	11	10	10.00%
PROPERTY	255	256	-0.39%	26	37	-29.73%
TOTAL	310	308	0.65%	31	45	-31.11%



North Hollywood Area Basic Car 15A33 - Part I Crimes

July 1 to July 31, 2022



Legend


Crime Data (31)

- ▲ ROBB PM2 (1)
- AGG AM1 (1)
- AGG AM2 (2)
- AGG PM2 (1)
- BURG AM1 (3)
- BURG PM2 (2)
- ★ GTA AM1 (2)
- ★ GTA PM1 (1)
- ★ GTA PM2 (1)
- ◆ BTFV AM1 (5)
- ◆ BTFV PM1 (1)
- ▲ THEFT AM2 (3)
- ▲ THEFT PM1 (5)
- ▲ THEFT PM2 (3)

This Period = 31
Last Period = 45
SLO - Officer DuVally

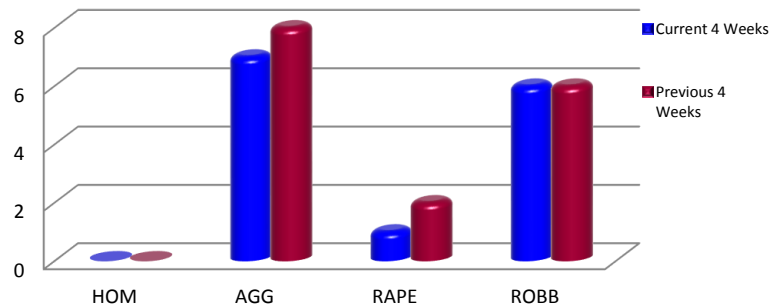
Watch 2 = AM2/PM1 = 0600 to 1759 Watch 3 = PM2/AM1 = 1800 to 0559
 AM1 = 0000 to 0559 AM2 = 0600 to 1159 PM1 = 1200 to 1759 PM2 = 1800 to 2359

Part One Crimes for **Basic Car 15A39** as of 07/31/2022

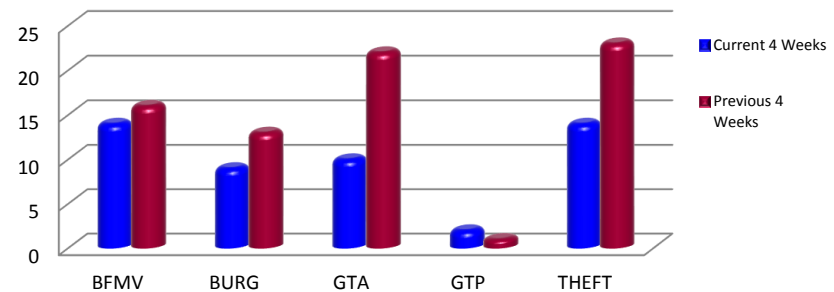


CRIME TYPE	YTD-2021	YTD-2020	% CHANGE	Jul-22	Jun-22	% CHANGE
HOM	1	2	-50.00%	0	0	#DIV/0!
AGG	81	73	10.96%	7	8	-12.50%
RAPE	10	12	-16.67%	1	2	-50.00%
ROBB	39	30	30.00%	6	6	0.00%
VIOLENT	131	117	11.97%	14	16	-12.50%
BFMV	137	119	15.13%	14	16	-12.50%
BURG	63	68	-7.35%	9	13	-30.77%
GTA	102	77	32.47%	10	22	-54.55%
GTP	11	5	120.00%	2	1	100.00%
THEFT	150	133	12.78%	14	23	-39.13%
PROPERTY	463	402	15.17%	49	75	-34.67%
TOTAL	594	519	14.45%	63	91	-30.77%

Violent Crime

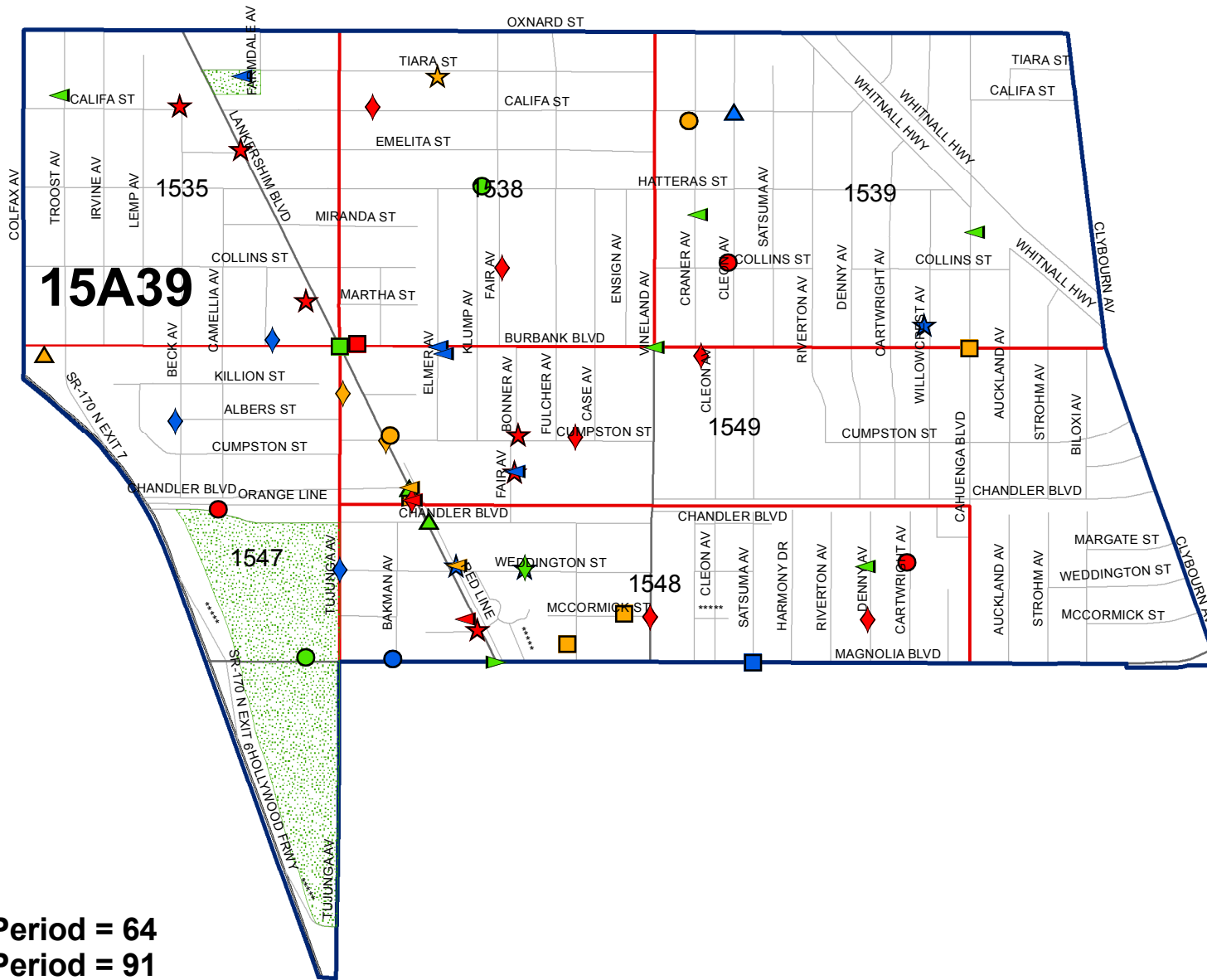


Property Crime



North Hollywood Area Basic Car 15A39 - Part I Crimes

July 1 to July 31, 2022



Legend	
Crime Data (64)	
+	RAPE PM2 (1)
▲	ROBB AM2 (1)
▲	ROBB PM1 (2)
▲	ROBB PM2 (3)
■	AGG AM1 (2)
■	AGG AM2 (3)
■	AGG PM1 (1)
■	AGG PM2 (1)
●	BURG AM1 (4)
●	BURG AM2 (2)
●	BURG PM1 (2)
●	BURG PM2 (1)
▲	GTP AM2 (1)
▲	GTP PM1 (1)
★	GTA AM1 (6)
★	GTA AM2 (1)
★	GTA PM2 (3)
◆	BTFV AM1 (8)
◆	BTFV AM2 (2)
◆	BTFV PM1 (1)
◆	BTFV PM2 (3)
▲	THEFT AM1 (3)
▲	THEFT AM2 (2)
▲	THEFT PM1 (5)
▲	THEFT PM2 (5)

This Period = 64
Last Period = 91

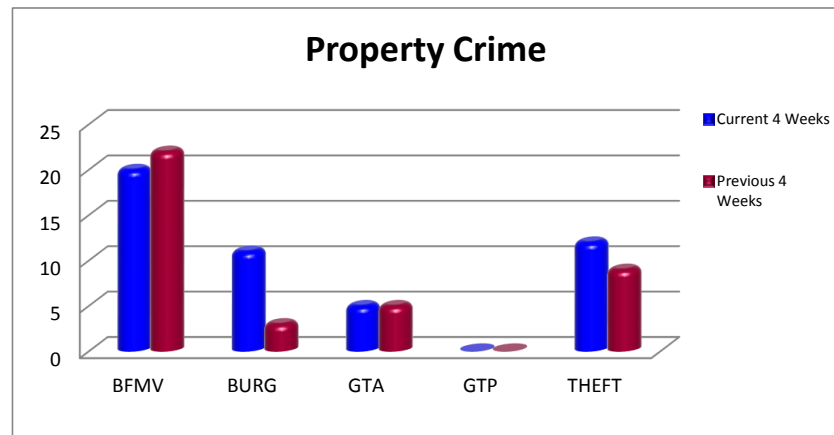
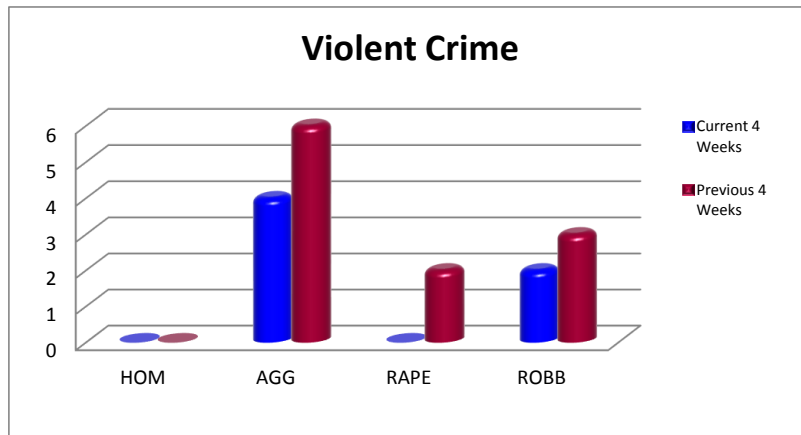
SLO - Officer Ojeda

Watch 2 = AM2/PM1 = 0600 to 1759 Watch 3 = PM2/AM1 = 1800 to 0559
AM1 = 0000 to 0559 AM2 = 0600 to 1159 PM1 = 1200 to 1759 PM2 = 1800 to 2359

Part One Crimes for **Basic Car 15A43** as of 07/31/2022

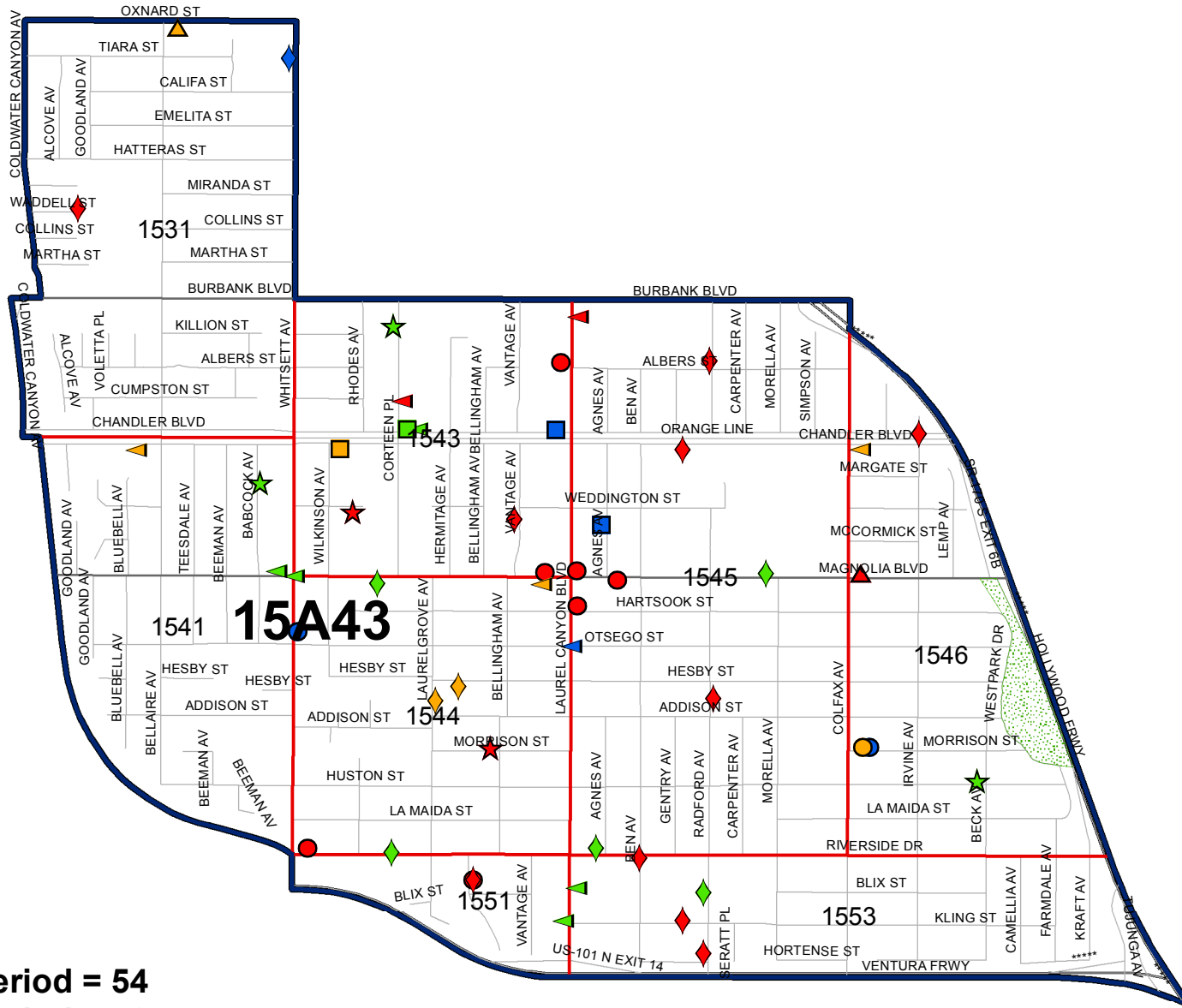


CRIME TYPE	YTD-2021	YTD-2020	% CHANGE	Jul-22	Jun-22	% CHANGE
HOM	0	0	#DIV/0!	0	0	#DIV/0!
AGG	34	34	0.00%	4	6	-33.33%
RAPE	3	3	0.00%	0	2	-100.00%
ROBB	7	8	-12.50%	2	3	-33.33%
VIOLENT	44	45	-2.22%	6	11	-45.45%
BFMV	142	158	-10.13%	20	22	-9.09%
BURG	57	66	-13.64%	11	3	266.67%
GTA	63	60	5.00%	5	5	0.00%
GTP	2	1	100.00%	0	0	#DIV/0!
THEFT	83	74	12.16%	12	9	33.33%
PROPERTY	347	359	-3.34%	48	39	23.08%
TOTAL	391	404	-3.22%	54	50	8.00%



North Hollywood Area Basic Car 15A43 - Part I Crimes

July 1 to July 31, 2022



Legend

Crime Data (54)

- ▲ ROBB AM1 (1)
- ▲ ROBB AM2 (1)
- AGG AM2 (1)
- AGG PM1 (1)
- AGG PM2 (2)
- BURG AM1 (7)
- BURG AM2 (1)
- BURG PM1 (1)
- BURG PM2 (2)
- ★ GTA AM1 (2)
- ★ GTA PM1 (3)
- ◆ BTFV AM1 (12)
- ◆ BTFV AM2 (2)
- ◆ BTFV PM1 (5)
- ◆ BTFV PM2 (1)
- ▲ THEFT AM1 (2)
- ▲ THEFT AM2 (3)
- ▲ THEFT PM1 (5)
- ▲ THEFT PM2 (2)

This Period = 54
Last Period = 50

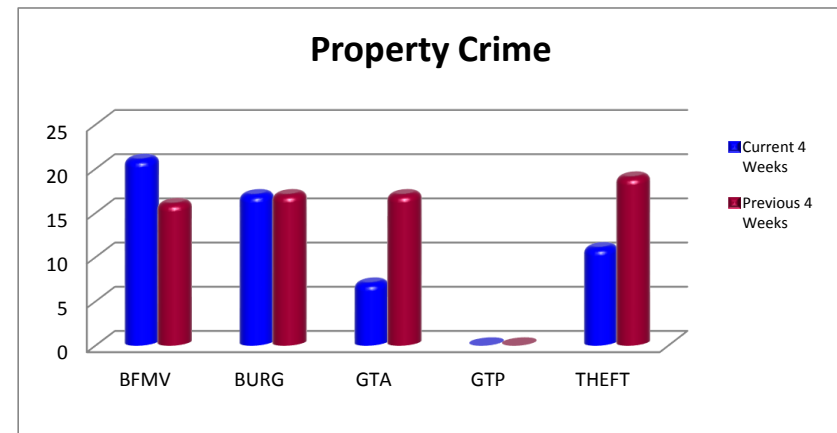
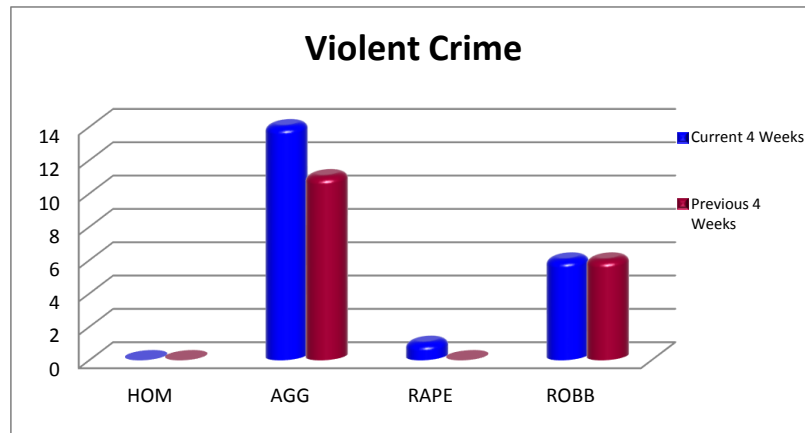
SLO - Officer Benavidez

Watch 2 = AM2/PM1 = 0600 to 1759 Watch 3 = PM2/AM1 = 1800 to 0559
 AM1 = 0000 to 0559 AM2 = 0600 to 1159 PM1 = 1200 to 1759 PM2 = 1800 to 2359

Part One Crimes for **Basic Car 15A67** as of 07/31/2022

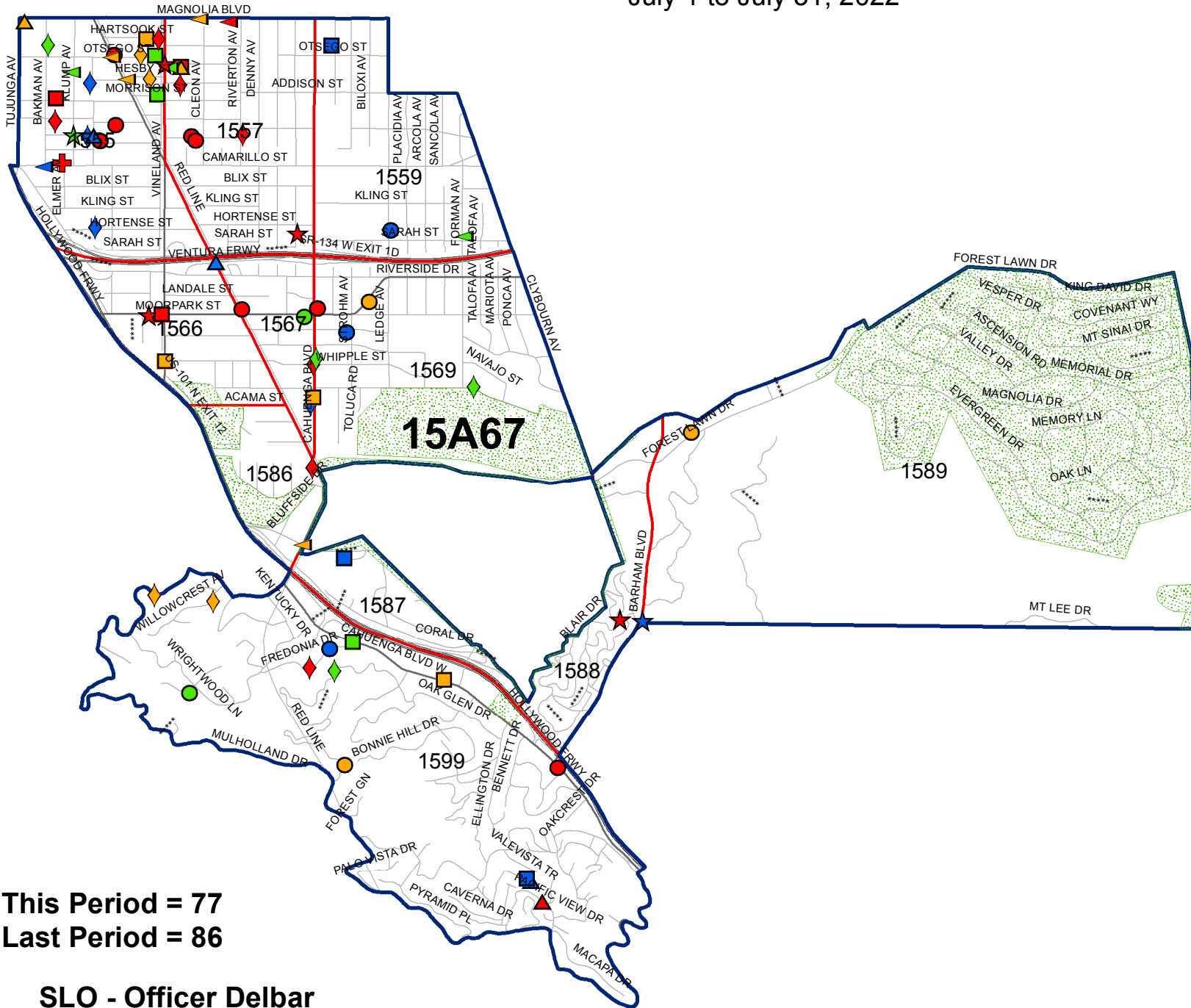


CRIME TYPE	YTD-2021	YTD-2020	% CHANGE	Jul-22	Jun-22	% CHANGE
HOM	1	0	#DIV/0!	0	0	#DIV/0!
AGG	66	65	1.54%	14	11	27.27%
RAPE	10	13	-23.08%	1	0	#DIV/0!
ROBB	27	28	-3.57%	6	6	0.00%
VIOLENT	104	106	-1.89%	21	17	23.53%
BFMV	206	255	-19.22%	21	16	31.25%
BURG	105	92	14.13%	17	17	0.00%
GTA	109	88	23.86%	7	17	-58.82%
GTP	0	2	-100.00%	0	0	#DIV/0!
THEFT	134	123	8.94%	11	19	-42.11%
PROPERTY	554	560	-1.07%	56	69	-18.84%
TOTAL	658	666	-1.20%	77	86	-10.47%



North Hollywood Area Basic Car 15A67 - Part I Crimes

July 1 to July 31, 2022



- ### Legend
- #### Crime Data (77)
- + RAPE AM1 (1)
 - ▲ ROBB AM1 (1)
 - ▲ ROBB AM2 (2)
 - ▲ ROBB PM2 (3)
 - AGG AM1 (3)
 - AGG AM2 (4)
 - AGG PM1 (4)
 - AGG PM2 (3)
 - BURG AM1 (8)
 - BURG AM2 (3)
 - BURG PM1 (2)
 - BURG PM2 (4)
 - ★ GTA AM1 (5)
 - ★ GTA PM1 (1)
 - ★ GTA PM2 (1)
 - ◆ BTFV AM1 (8)
 - ◆ BTFV AM2 (5)
 - ◆ BTFV PM1 (4)
 - ◆ BTFV PM2 (4)
 - ▲ THEFT AM1 (2)
 - ▲ THEFT AM2 (4)
 - ▲ THEFT PM1 (4)
 - ▲ THEFT PM2 (1)

This Period = 77
Last Period = 86

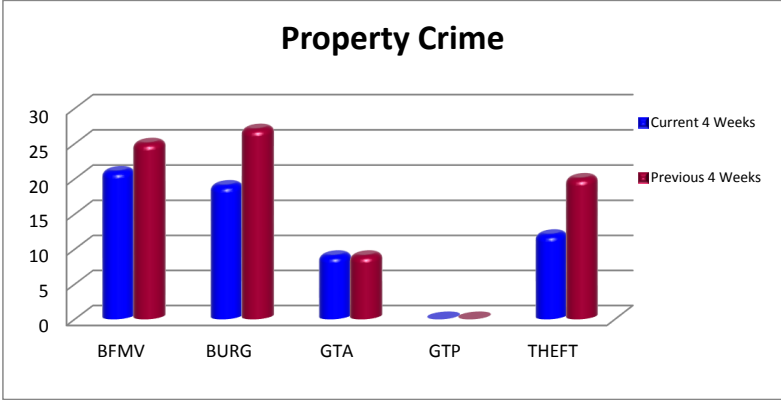
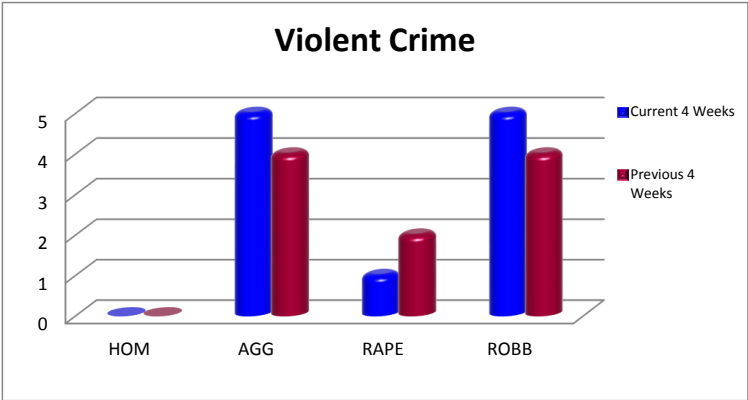
SLO - Officer Delbar

Watch 2 = AM2/PM1 = 0600 to 1759 Watch 3 = PM2/AM1 = 1800 to 0559
AM1 = 0000 to 0559 AM2 = 0600 to 1159 PM1 = 1200 to 1759 PM2 = 1800 to 2359

Part One Crimes for **Basic Car 15A85** as of 07/31/2022

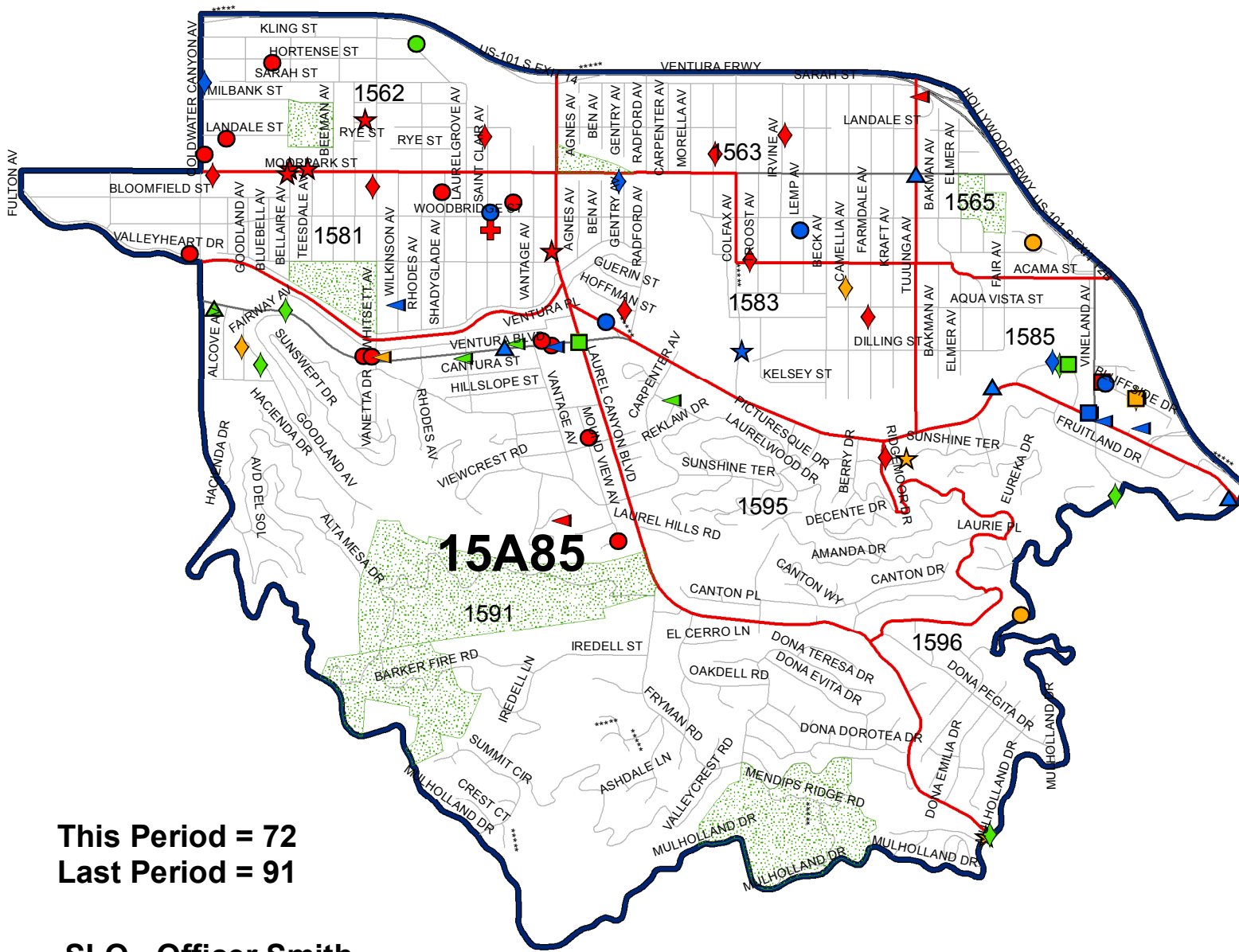


CRIME TYPE	YTD-2021	YTD-2020	% CHANGE	Jul-22	Jun-22	% CHANGE
HOM	0	0	#DIV/0!	0	0	#DIV/0!
AGG	43	60	-28.33%	5	4	25.00%
RAPE	11	3	266.67%	1	2	-50.00%
ROBB	26	23	13.04%	5	4	25.00%
VIOLENT	80	86	-6.98%	11	10	10.00%
BFMV	208	266	-21.80%	21	25	-16.00%
BURG	130	100	30.00%	19	27	-29.63%
GTA	72	65	10.77%	9	9	0.00%
GTP	2	3	-33.33%	0	0	#DIV/0!
THEFT	136	166	-18.07%	12	20	-40.00%
PROPERTY	548	600	-8.67%	61	81	-24.69%
TOTAL	628	686	-8.45%	72	91	-20.88%



North Hollywood Area Basic Car 15A85 - Part I Crimes

July 1 to July 31, 2022



Legend

Crime Data (72)

- ✚ RAPE AM1 (1)
- ▲ ROBB PM1 (1)
- ▲ ROBB PM2 (4)
- AGG AM1 (1)
- AGG AM2 (1)
- AGG PM1 (2)
- AGG PM2 (1)
- BURG AM1 (12)
- BURG AM2 (2)
- BURG PM1 (1)
- BURG PM2 (4)
- ★ GTAAM1 (6)
- ★ GTAAM2 (2)
- ★ GTA PM2 (1)
- ◆ BTFV AM1 (10)
- ◆ BTFV AM2 (3)
- ◆ BTFV PM1 (5)
- ◆ BTFV PM2 (3)
- ▲ THEFT AM1 (2)
- ▲ THEFT AM2 (1)
- ▲ THEFT PM1 (4)
- ▲ THEFT PM2 (5)

This Period = 72
Last Period = 91

SLO - Officer Smith

Watch 2 = AM2/PM1 = 0600 to 1759 Watch 3 = PM2/AM1 = 1800 to 0559
 AM1 = 0000 to 0559 AM2 = 0600 to 1159 PM1 = 1200 to 1759 PM2 = 1800 to 2359