



|                |                                   |
|----------------|-----------------------------------|
| NAME OF REPORT | TINY HOME VILLAGES SUMMARY REPORT |
| AREA           | NORTH HOLLYWOOD                   |
| LAST UPDATE    | 9/30/2023                         |

LAHSA.ORG  
 \* TINY HOME VILLAGES SUMMARY REPORT \*  
 DATA ANALYSIS



**WELCOME TO OUR Q3-2023 NORTH HOLLYWOOD TINY HOME VILLAGES SUMMARY REPORT:**

Per Los Angeles Homeless Services Authority (or LAHSA), the 2023 Greater Los Angeles Homeless Count results released on 6/29/2023 show a **+10%** rise in homelessness on any given night in the City of Los Angeles to an estimated **46,260** people.

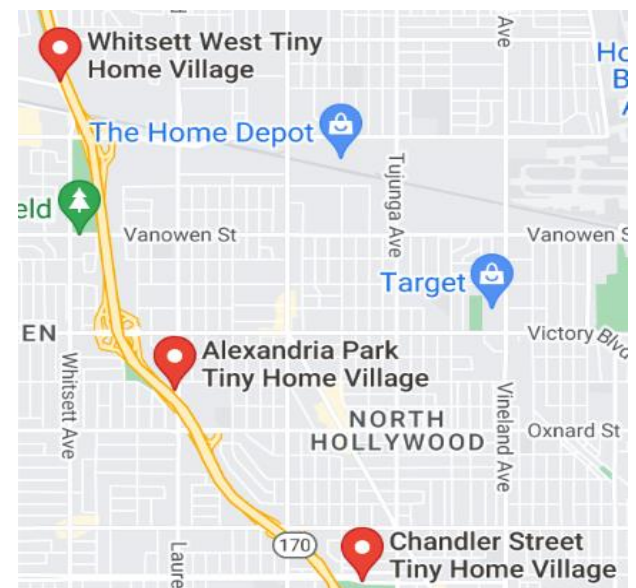
For San Fernando Valley, LAHSA reports a **+9%** rise in homelessness on any given night to an estimated **10,443** people.

*While the number of unhoused people in interim housing held steady, the rise in the number of people experiencing unsheltered homelessness coincided with the overall increase in the annual Point-in-Time Count.*

Per LAHSA, **73%** of unhoused people are unsheltered and **27%** are sheltered in interim housing including Tiny Home Villages.

**Q3-2023 North Hollywood Tiny Home Villages:**

| AVERAGE DAILY RESULTS | Alexandria Park | Chandler | Whitsett West | TOTAL |
|-----------------------|-----------------|----------|---------------|-------|
| # TINY HOMES          | 103             | 39       | 77            | 219   |
| BED CAPACITY          | 195             | 70       | 145           | 410   |
| BEDS USED             | 88              | 42       | 90            | 220   |
| % OF BED CAPACITY     | 45%             | 60%      | 62%           | 54%   |
| ACTIVE ENROLLMENTS    | 144             | 59       | 118           | 321   |
| AVG STAY (# DAYS)     | 134             | 158      | 152           | 148   |



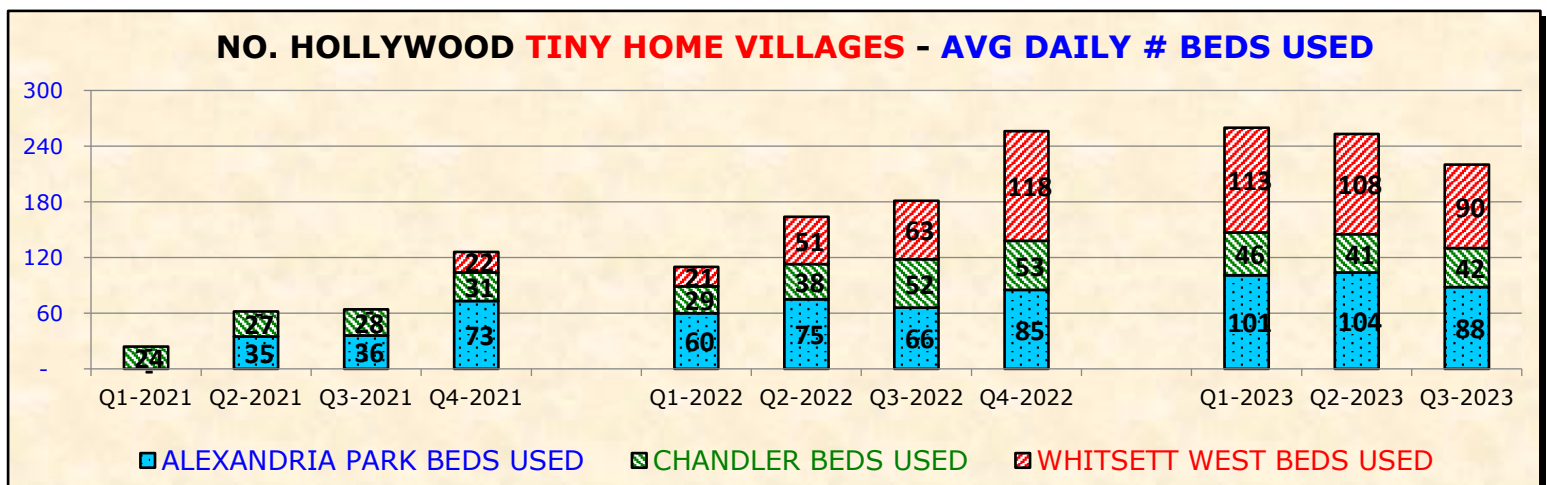
In February, 2021, "Hope of the Valley Rescue Mission" opened the first Tiny Home Village in the City of Los Angeles – **Chandler** Tiny Home Village. **Alexandria Park** and **Whitsett West** opened later in 2021 for a total of **-3-** Tiny Home Villages in North Hollywood with **-219-** homes and **-425-** beds.

Each Tiny Home is 64 sq. ft. in size, has up to two beds, heat, air conditioning, four windows, and storage. Tiny Homes allow couples to stay together and keep their pets with them. Tiny Homes are intended to serve as temporary housing to transition people from living on the street into permanent housing.

*Note that due to COVID, some Tiny Homes may be used as units rather than individual beds (for example, 1-person assigned per unit rather than 2-persons sharing a unit), which may reduce the overall capacity of Tiny Home sites. While most Tiny Homes have two beds, a small number of ADA wheelchair-accessible single-bed shelters are included in Villages.*

*Data used in our quarterly summary report is from the "Tiny Homes" dashboard on the LAHSA.ORG website. The dashboard provides data for Bed Capacity, Beds Used, and Active Enrollments on a daily basis for -13- Tiny Home Villages in L.A. citywide.*

Per the 2022 LAHSA Homeless Count, there are **-595-** Sheltered and Unsheltered Homeless Persons in North Hollywood.



**Alexandria Park Tiny Home Village Summary:**

| AVERAGE DAILY RESULTS | Q1-2021 | Q2-2021 | Q3-2021 | Q4-2021 | Q1-2022 | Q2-2022 | Q3-2022 | Q4-2022 | Q1-2023 | Q2-2023 | Q3-2023 |
|-----------------------|---------|---------|---------|---------|---------|---------|---------|---------|---------|---------|---------|
| # TINY HOMES          |         | 103     | 103     | 103     | 103     | 103     | 103     | 103     | 103     | 103     | 103     |
| BED CAPACITY          |         | 103     | 103     | 103     | 103     | 103     | 171     | 195     | 195     | 195     | 195     |
| BEDS USED             |         | 35      | 36      | 73      | 60      | 75      | 66      | 85      | 101     | 104     | 88      |
| % OF BED CAPACITY     |         | 34%     | 35%     | 71%     | 58%     | 73%     | 39%     | 44%     | 52%     | 53%     | 45%     |
| ACTIVE ENROLLMENTS    |         | 58      | 54      | 77      | 78      | 88      | 102     | 133     | 150     | 149     | 144     |

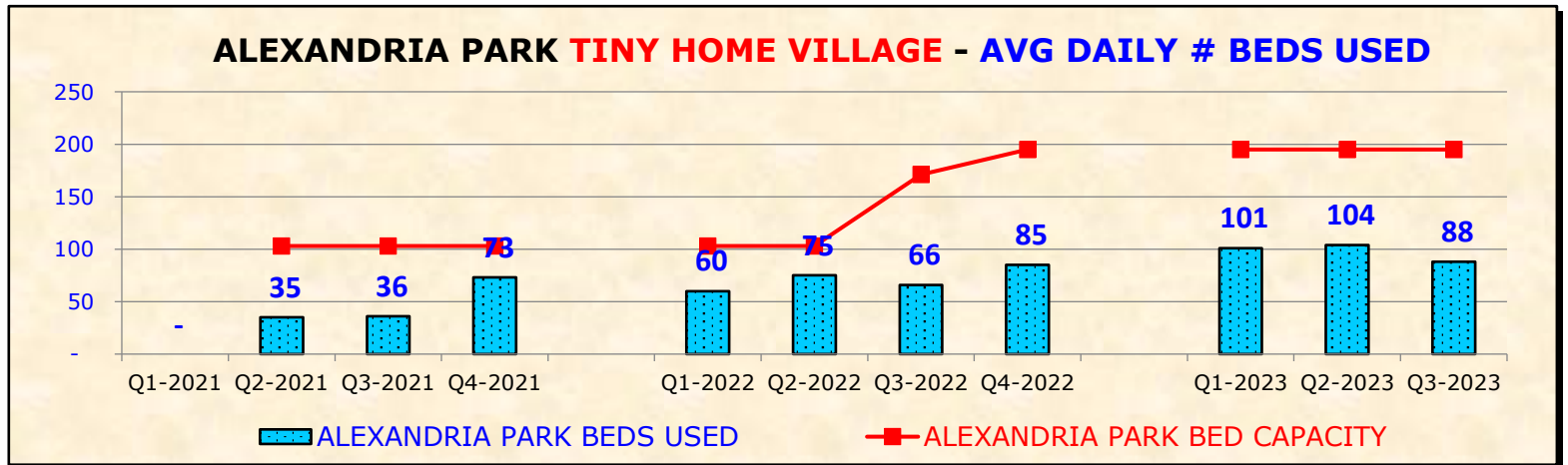
**Alexandria Park** (Laurel Canyon near Victory) opened in April, 2021, with **-103-** homes and **-200-** beds.

As of 9/30/2023, **-88-** of **-195-** beds (or **45%**) are in use at **Alexandria Park** Tiny Home Village.

As of 9/30/2023, **-144-** persons are enrolled at **Alexandria Park** receiving bed and other supportive services.

As of 9/30/2023, **-490-** persons exited from **Alexandria Park** including **-65-** (or **13%**) to permanent situations.

As of 9/30/2023, **-134-** days (or **4.5** months) average length of stay at **Alexandria Park** Tiny Home Village.



**Chandler Tiny Home Village Summary:**

| AVERAGE DAILY RESULTS | Q1-2021 | Q2-2021 | Q3-2021 | Q4-2021 | Q1-2022 | Q2-2022 | Q3-2022 | Q4-2022 | Q1-2023 | Q2-2023 | Q3-2023 |
|-----------------------|---------|---------|---------|---------|---------|---------|---------|---------|---------|---------|---------|
| # TINY HOMES          | 39      | 39      | 39      | 39      | 39      | 39      | 39      | 39      | 39      | 39      | 39      |
| BED CAPACITY          | 39      | 39      | 39      | 39      | 39      | 56      | 65      | 70      | 70      | 70      | 70      |
| BEDS USED             | 24      | 27      | 28      | 31      | 29      | 38      | 52      | 53      | 46      | 41      | 42      |
| % OF BED CAPACITY     | 62%     | 69%     | 72%     | 79%     | 74%     | 68%     | 80%     | 76%     | 66%     | 59%     | 60%     |
| ACTIVE ENROLLMENTS    | 41      | 41      | 38      | 39      | 34      | 45      | 62      | 62      | 57      | 54      | 59      |

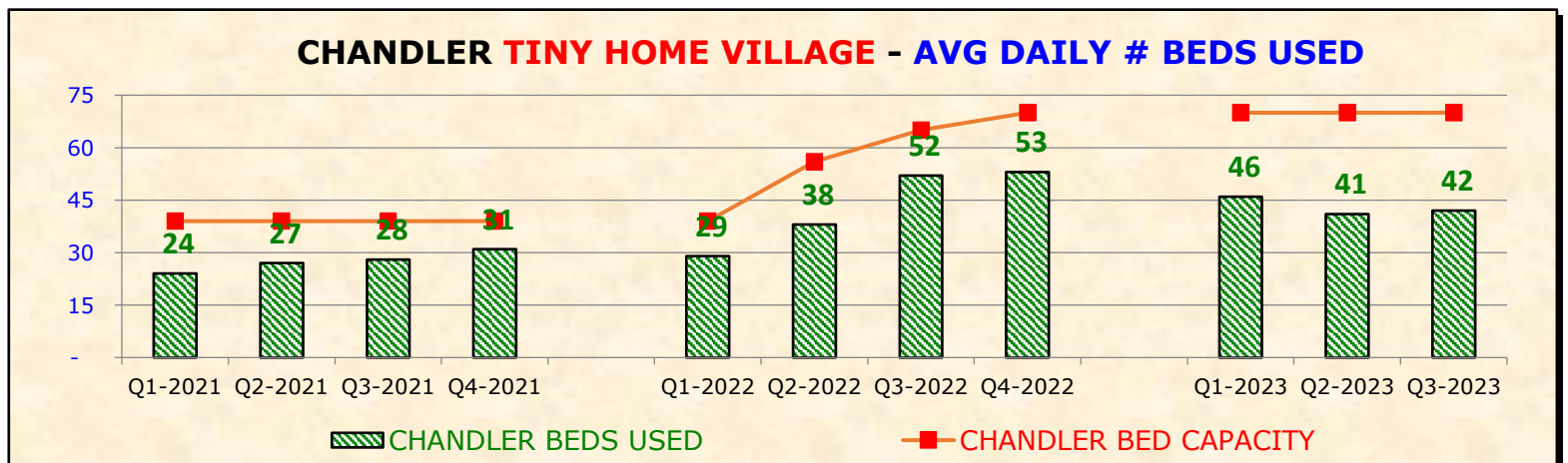
**Chandler** (Chandler near Tujunga) opened in February, 2021, with **-39-** homes and **-75-** beds.

As of 9/30/2023, **-42-** of **-70-** beds (or **60%**) are in use at **Chandler** Tiny Home Village.

As of 9/30/2023, **-59-** persons are enrolled at **Chandler** receiving bed and other supportive services.

As of 9/30/2023, **-230-** persons exited from **Chandler** including **-38-** (or **17%**) to permanent situations.

As of 9/30/2023, **-158-** days (or **5.3** months) average length of stay at **Chandler** Tiny Home Village.

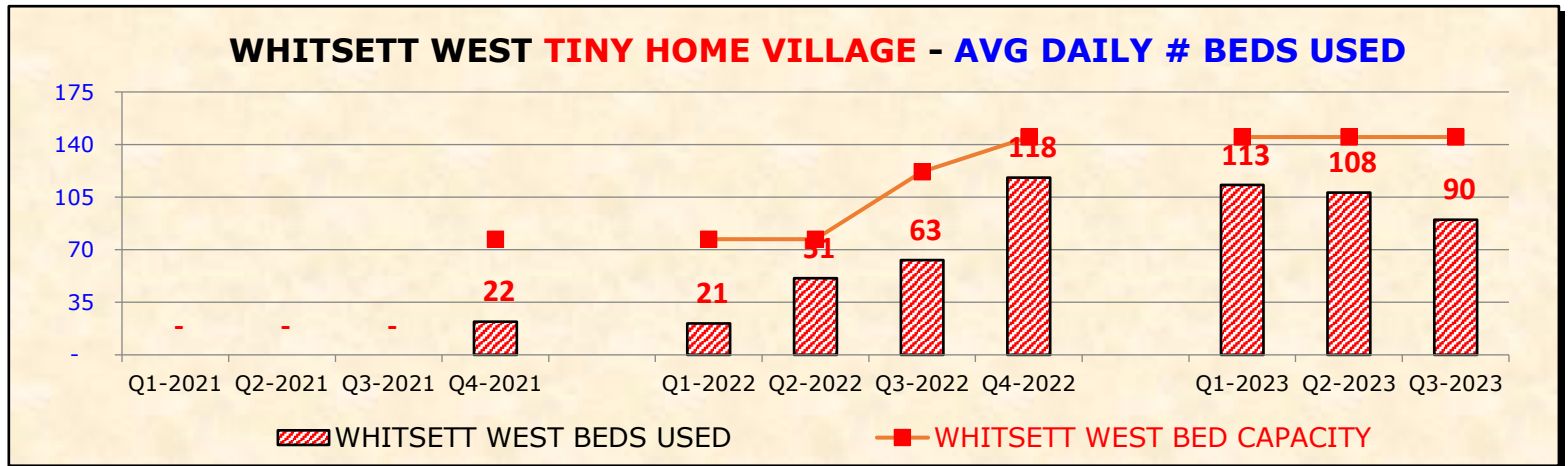


**Whitsett West Tiny Home Village Summary:**

| AVERAGE DAILY RESULTS | Q1-2021 | Q2-2021 | Q3-2021 | Q4-2021 | Q1-2022 | Q2-2022 | Q3-2022 | Q4-2022 | Q1-2023 | Q2-2023 | Q3-2023 |
|-----------------------|---------|---------|---------|---------|---------|---------|---------|---------|---------|---------|---------|
| # TINY HOMES          |         |         |         | 77      | 77      | 77      | 77      | 77      | 77      | 77      | 77      |
| BED CAPACITY          |         |         |         | 77      | 77      | 77      | 122     | 145     | 145     | 145     | 145     |
| BEDS USED             |         |         |         | 22      | 21      | 51      | 63      | 118     | 113     | 108     | 90      |
| % OF BED CAPACITY     |         |         |         | 29%     | 27%     | 66%     | 52%     | 81%     | 78%     | 74%     | 62%     |
| ACTIVE ENROLLMENTS    |         |         |         | 38      | 41      | 76      | 82      | 127     | 122     | 120     | 118     |

**Whitsett West** (Whitsett near Saticoy) opened in September, 2021, with **-77-** homes and **-150-** beds.

As of 9/30/2023, **-90-** of **-145-** beds (or **62%**) are in use at **Whitsett West** Tiny Home Village.  
 As of 9/30/2023, **-118-** persons are enrolled at **Whitsett West** receiving bed and other supportive services.  
 As of 9/30/2023, **-288-** persons exited from **Whitsett West** including **-38-** (or **13%**) to permanent situations.  
 As of 9/30/2023, **-152-** days (or **5.1** months) average length of stay at **Whitsett West** Tiny Home Village.



**ADDITIONAL TINY HOME VILLAGES COMPARISON AS OF 9/30/2023:**

As of 9/30/2023, **-681-** of **-1,190-** beds (or **57%**) are in use at **-13-** Tiny Home Villages in **L.A. CITYWIDE**.  
 As of 9/30/2023, **-1,053-** persons are enrolled receiving bed and other supportive services in **L.A. CITYWIDE**.  
 As of 9/30/2023, **-2,442-** persons exited from the program including **-383-** (or **16%**) to permanent situations.  
 As of 9/30/2023, **-165-** days (or **5.5** months) average length of stay at Tiny Home Villages in **L.A. CITYWIDE**.

As of 9/30/2023, **-220-** of **-410-** beds (or **54%**) are in use at **-3-** Tiny Home Villages in **NORTH HOLLYWOOD**.  
 As of 9/30/2023, **-321-** persons are enrolled receiving bed and other supportive services in **NORTH HOLLYWOOD**.  
 As of 9/30/2023, **-1,008-** persons exited from the program including **-141-** (or **14%**) to permanent situations.  
 As of 9/30/2023, **-148-** days (or **4.9** months) average length of stay at Tiny Homes in **NORTH HOLLYWOOD**.

**CONSTRUCTION AND OPERATING COSTS OF NORTH HOLLYWOOD TINY HOME VILLAGES:**

One-time construction costs include pre-planning, infrastructure construction, and purchase and assembly of Tiny Homes and related buildings with furnishings such as bathrooms, common areas, staff offices, etc.

For the **-3-** Tiny Home Villages in North Hollywood with **-219-** homes and **-425-** beds constructed, **Estimated Construction Cost per Bed** is **\$50,124** (**\$36,809** at Alexandria Park; **\$65,783** at Chandler; and **\$60,047** at Whitsett West).

As comparison, the **Average Construction Cost per Proposition HHH Permanent Housing Unit** was **\$596,846** in 2021.

Note that **Estimated Construction Cost for the Tiny Home Shelters** themselves is **\$4,170 per Bed** in North Hollywood. Also note that all of the Tiny Home Villages are on land owned by the City, County, or State.

In addition, L.A. County pays nonprofits that run Tiny Home Villages **\$55 per Bed per Night** for **Ongoing Operational Costs** (**\$20,075** per bed per year) to include onsite meals, showers, case management, housing navigation, mental health services, substance abuse counseling, job training and placement, and other supportive services for persons enrolled in the program.

*Financial data used in our summary report is from a study published in 3/2022 on the AMARKFOUNDATION.ORG website.*



**ALEXANDRIA PARK**  
**TINY HOME VILLAGE**



**CHANDLER**  
**TINY HOME VILLAGE**



**WHITSETT WEST**  
**TINY HOME VILLAGE**