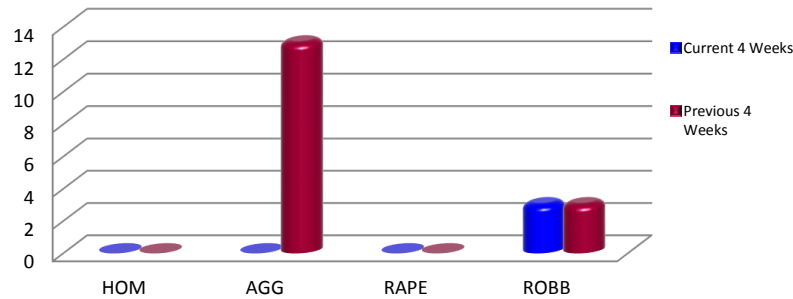


Part One Crimes for **Basic Car 15A03** as of 10/31/2023

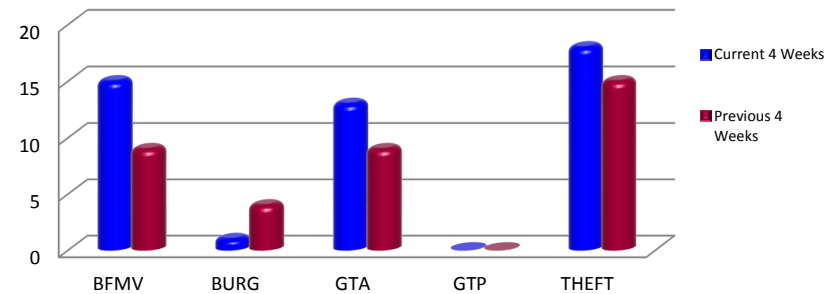


CRIME TYPE	YTD-2023	YTD-2022	% CHANGE	Oct-23	Sep-23	% CHANGE
HOM	1	2	-50.00%	0	0	#DIV/0!
AGG	82	115	-28.70%	0	13	-100.00%
RAPE	5	6	-16.67%	0	0	#DIV/0!
ROBB	23	49	-53.06%	3	3	0.00%
VIOLENT	111	172	-35.47%	3	16	-81.25%
BFMV	140	145	-3.45%	15	9	66.67%
BURG	47	44	6.82%	1	4	-75.00%
GTA	113	114	-0.88%	13	9	44.44%
GTP	1	2	-50.00%	0	0	#DIV/0!
THEFT	222	120	85.00%	18	15	20.00%
PROPERTY	523	425	23.06%	47	37	27.03%
TOTAL	634	597	6.20%	50	53	-5.66%

Violent Crime

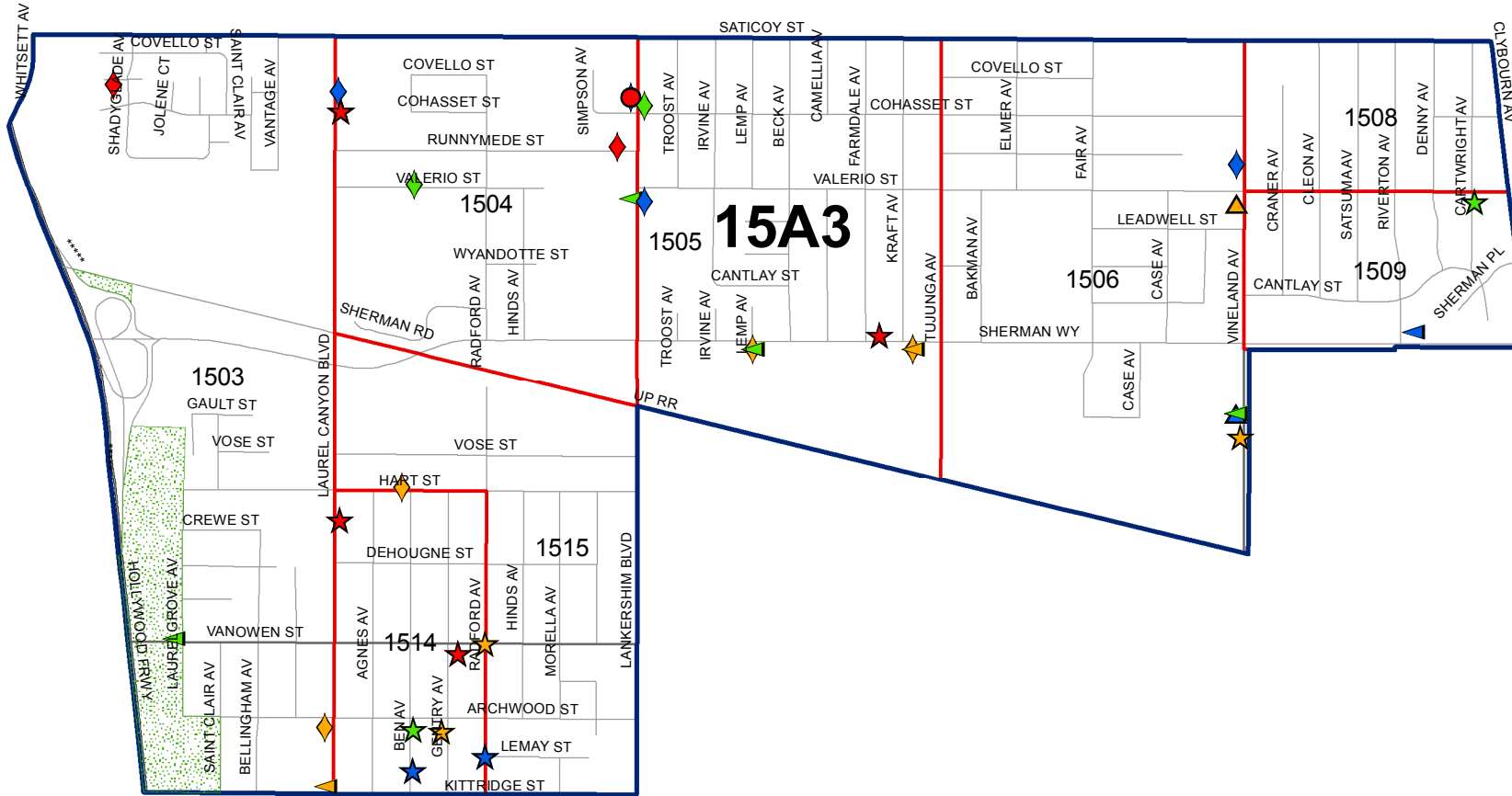


Property Crime



North Hollywood Area Basic Car 15A03 - Part I Crimes

10/01/23 - 10/31/23



- Legend**
- Crime Data (50)**
- ▲ ROBB AM2 (1)
 - ▲ ROBB PM1 (1)
 - ▲ ROBB PM2 (1)
 - BURG AM1 (1)
 - ★ GTA AM1 (4)
 - ★ GTA AM2 (3)
 - ★ GTA PM1 (2)
 - ★ GTA PM2 (4)
 - ◆ BTFV AM1 (4)
 - ◆ BTFV AM2 (4)
 - ◆ BTFV PM1 (3)
 - ◆ BTFV PM2 (4)
 - ▲ THEFT AM2 (3)
 - ▲ THEFT PM1 (13)
 - ▲ THEFT PM2 (2)

This Period = 50
Last Period = 53

SLO - Officer Ahedo

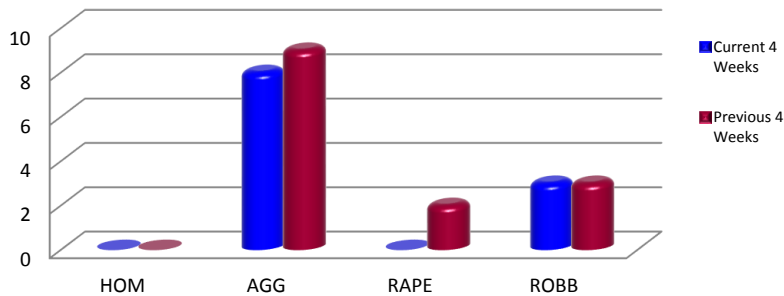
Watch 2 = AM2/PM1 = 0600 to 1759 Watch 3 = PM2/AM1 = 1800 to 0559
AM1 = 0000 to 0559 AM2 = 0600 to 1159 PM1 = 1200 to 1759 PM2 = 1800 to 2359

Part One Crimes for **Basic Car 15A21** as of 10/31/2023

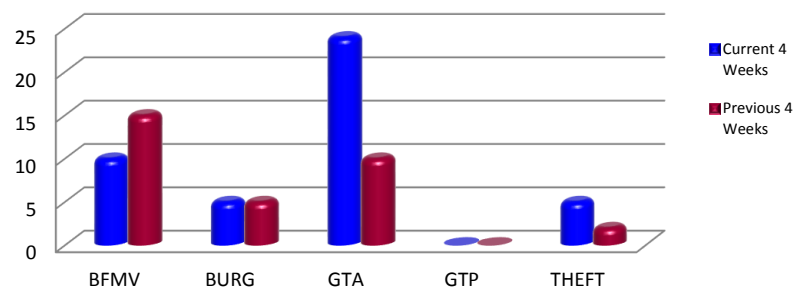


CRIME TYPE	YTD-2023	YTD-2022	% CHANGE	Oct-23	Sep-23	% CHANGE
HOM	2	2	0.00%	0	0	#DIV/0!
AGG	86	85	1.18%	8	9	-11.11%
RAPE	6	5	20.00%	0	2	-100.00%
ROBB	18	24	-25.00%	3	3	0.00%
VIOLENT	112	116	-3.45%	11	14	-21.43%
BFMV	121	105	15.24%	10	15	-33.33%
BURG	86	85	1.18%	5	5	0.00%
GTA	124	65	90.77%	24	10	140.00%
GTP	1	4	-75.00%	0	0	#DIV/0!
THEFT	75	83	-9.64%	5	2	150.00%
PROPERTY	407	342	19.01%	44	32	37.50%
TOTAL	519	458	13.32%	55	46	19.57%

Violent Crime

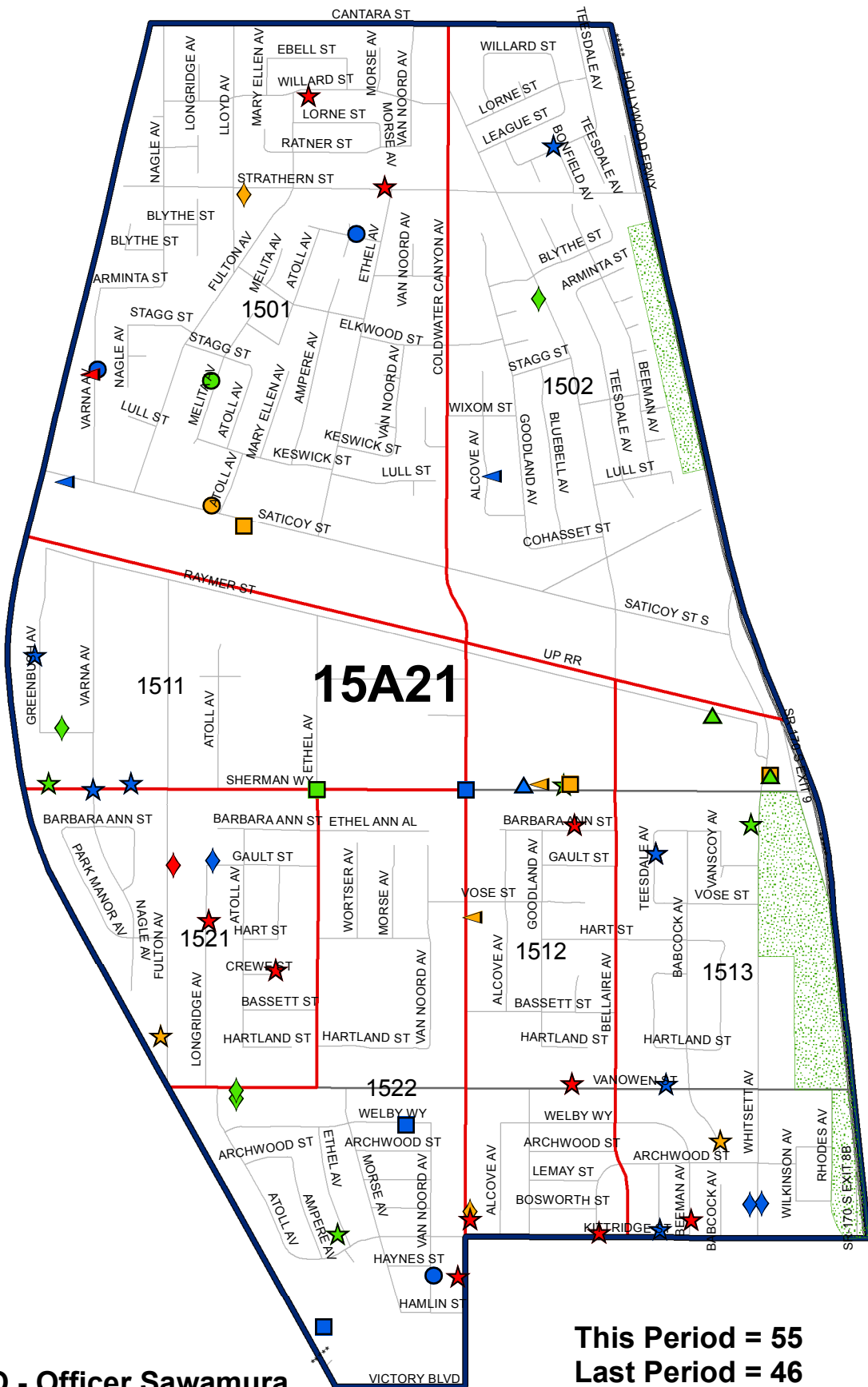


Property Crime



North Hollywood Area Basic Car 15A21 - Part I Crimes

10/01/23 - 10/31/23



Legend

Crime Data (55)

- ▲ ROBB PM1 (2)
- ▲ ROBB PM2 (1)
- AGG AM2 (3)
- AGG PM1 (1)
- AGG PM2 (4)
- BURG AM2 (1)
- BURG PM1 (1)
- BURG PM2 (3)
- ★ GTA AM1 (11)
- ★ GTA AM2 (2)
- ★ GTA PM1 (4)
- ★ GTA PM2 (7)
- ◆ BTFV AM1 (1)
- ◆ BTFV AM2 (2)
- ◆ BTFV PM1 (4)
- ◆ BTFV PM2 (3)
- ▲ THEFT AM1 (1)
- ▲ THEFT AM2 (2)
- ▲ THEFT PM2 (2)

This Period = 55
Last Period = 46

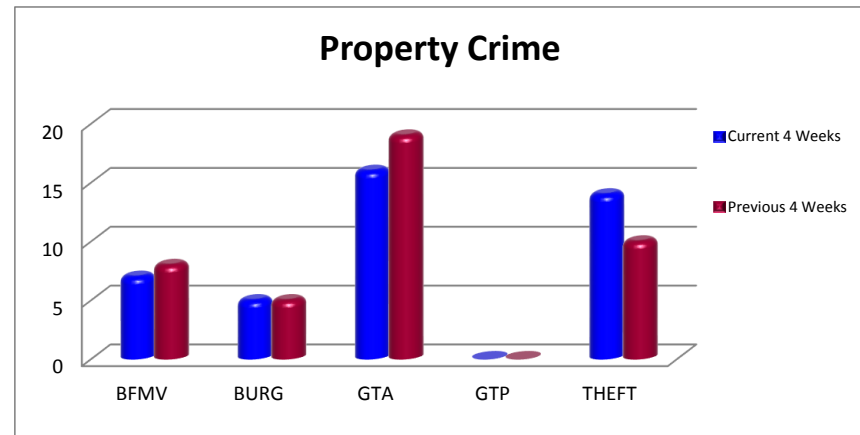
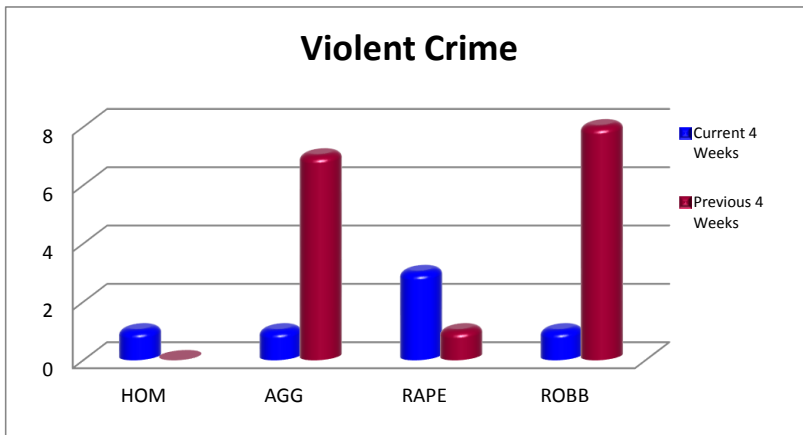
SLO - Officer Sawamura

Watch 2 = AM2/PM1 = 0600 to 1759 Watch 3 = PM2/AM1 = 1800 to 0559
 AM1 = 0000 to 0559 AM2 = 0600 to 1159 PM1 = 1200 to 1759 PM2 = 1800 to 2359

Part One Crimes for **Basic Car 15A27** as of 10/31/2023

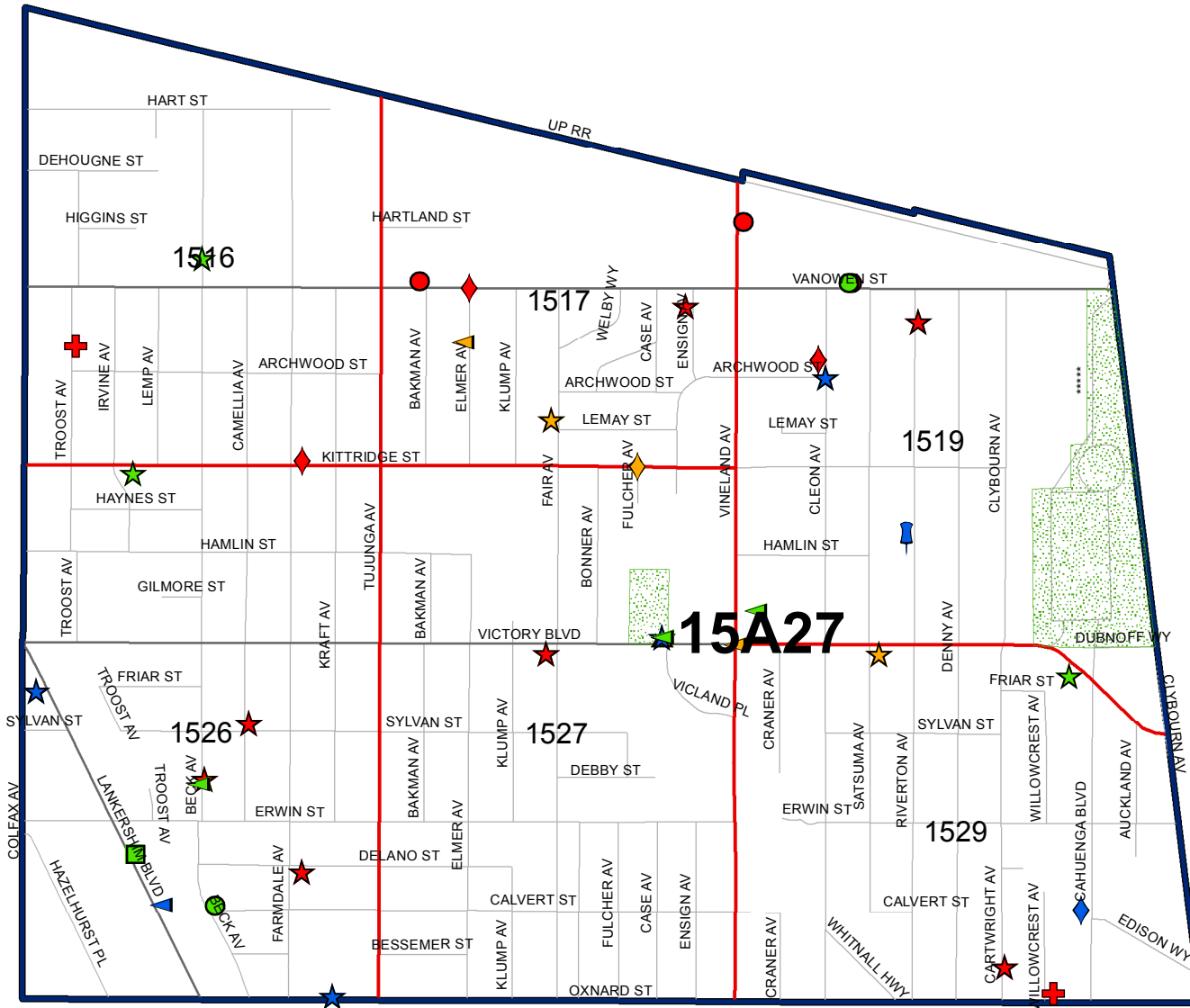


CRIME TYPE	YTD-2023	YTD-2022	% CHANGE	Oct-23	Sep-23	% CHANGE
HOM	1	1	0.00%	1	0	#DIV/0!
AGG	57	68	-16.18%	1	7	-85.71%
RAPE	9	2	350.00%	3	1	200.00%
ROBB	30	32	-6.25%	1	8	-87.50%
VIOLENT	97	103	-5.83%	6	16	-62.50%
BFMV	97	98	-1.02%	7	8	-12.50%
BURG	59	70	-15.71%	5	5	0.00%
GTA	105	115	-8.70%	16	19	-15.79%
GTP	1	1	0.00%	0	0	#DIV/0!
THEFT	168	136	23.53%	14	10	40.00%
PROPERTY	430	420	2.38%	42	42	0.00%
TOTAL	527	523	0.76%	48	58	-17.24%



North Hollywood Area Basic Car 15A27 - Part I Crimes

10/01/23 - 10/31/23



Legend

Crime Data (48)

- 📍 HOM PM2 (1)
- + RAPE AM1 (2)
- + RAPE PM2 (1)
- ▲ ROBB AM2 (1)
- AGG PM1 (1)
- BURG AM1 (3)
- BURG PM1 (2)
- ★ GTA AM1 (7)
- ★ GTA AM2 (2)
- ★ GTA PM1 (3)
- ★ GTA PM2 (4)
- ◆ BTFV AM1 (5)
- ◆ BTFV AM2 (1)
- ◆ BTFV PM2 (1)
- ▶ THEFT AM1 (1)
- ▶ THEFT AM2 (2)
- ▶ THEFT PM1 (10)
- ▶ THEFT PM2 (1)

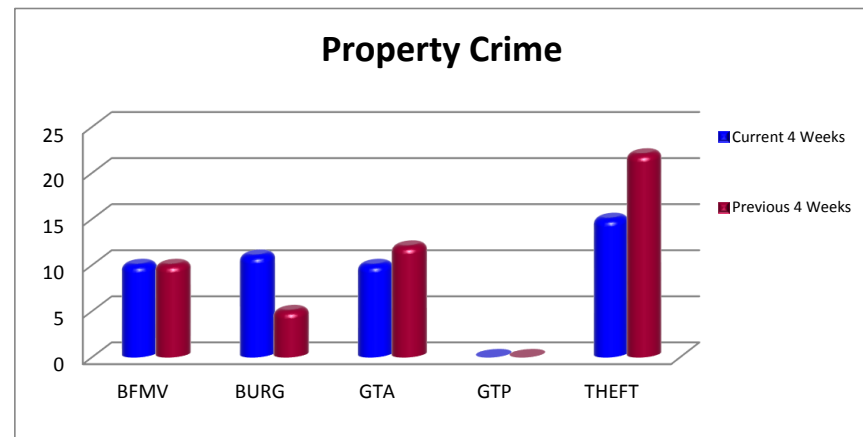
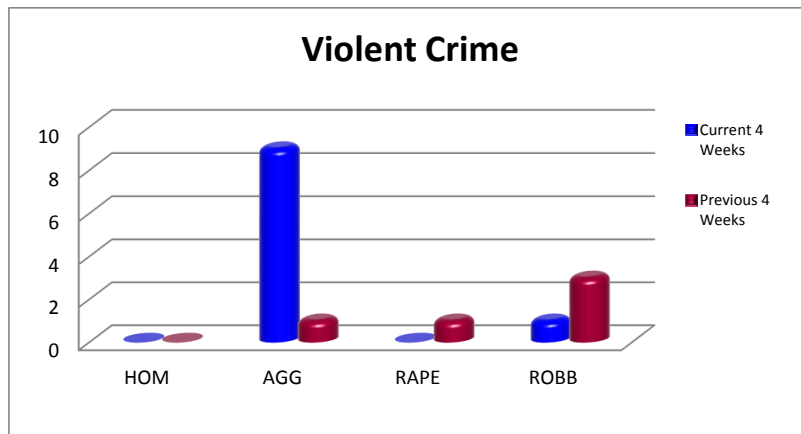
This Period = 48
Last Period = 58
SLO - Officer Gonzalez

Watch 2 = AM2/PM1 = 0600 to 1759 Watch 3 = PM2/AM1 = 1800 to 0559
AM1 = 0000 to 0559 AM2 = 0600 to 1159 PM1 = 1200 to 1759 PM2 = 1800 to 2359

Part One Crimes for **Basic Car 15A33** as of 10/31/2023

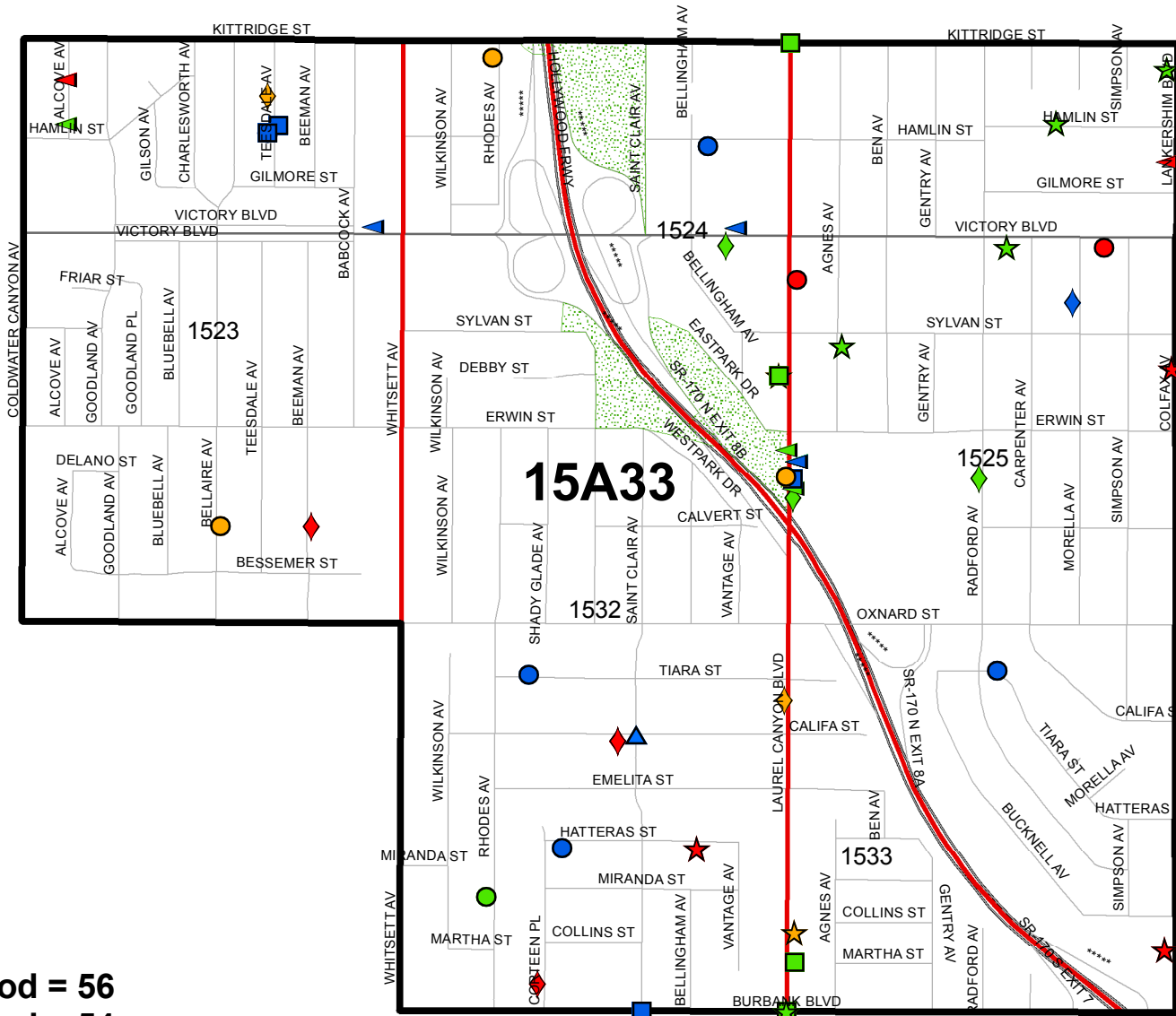


CRIME TYPE	YTD-2023	YTD-2022	% CHANGE	Oct-23	Sep-23	% CHANGE
HOM	1	0	#DIV/0!	0	0	#DIV/0!
AGG	50	45	11.11%	9	1	800.00%
RAPE	4	2	100.00%	0	1	-100.00%
ROBB	20	19	5.26%	1	3	-66.67%
VIOLENT	75	66	13.64%	10	5	100.00%
BFMV	122	108	12.96%	10	10	0.00%
BURG	73	81	-9.88%	11	5	120.00%
GTA	80	72	11.11%	10	12	-16.67%
GTP	2	1	100.00%	0	0	#DIV/0!
THEFT	157	97	61.86%	15	22	-31.82%
PROPERTY	434	359	20.89%	46	49	-6.12%
TOTAL	509	425	19.76%	56	54	3.70%



North Hollywood Area Basic Car 15A33 - Part I Crimes

10/01/23 - 10/31/23



Legend

Crime Data (56)


- ▲ ROBB PM2 (1)
- AGG AM1 (1)
- AGG PM1 (4)
- AGG PM2 (4)
- BURG AM1 (2)
- BURG AM2 (3)
- BURG PM1 (1)
- BURG PM2 (5)
- ★ GTA AM1 (3)
- ★ GTA AM2 (2)
- ★ GTA PM1 (5)
- ◆ BTFV AM1 (4)
- ◆ BTFV AM2 (2)
- ◆ BTFV PM1 (3)
- ◆ BTFV PM2 (1)
- ▲ THEFT AM1 (4)
- ▲ THEFT PM1 (8)
- ▲ THEFT PM2 (3)

This Period = 56
Last Period = 54

SLO - Officer DuVally

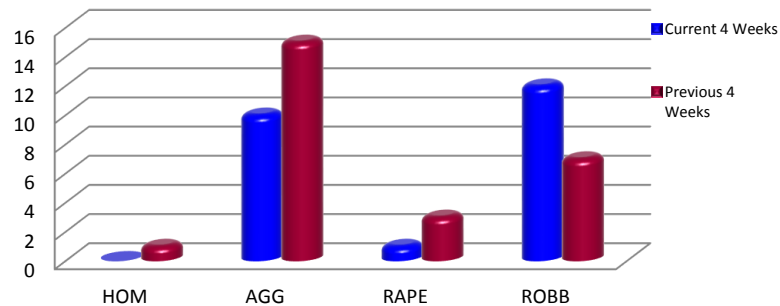
Watch 2 = AM2/PM1 = 0600 to 1759 Watch 3 = PM2/AM1 = 1800 to 0559
 AM1 = 0000 to 0559 AM2 = 0600 to 1159 PM1 = 1200 to 1759 PM2 = 1800 to 2359

Part One Crimes for **Basic Car 15A39** as of 10/31/2023

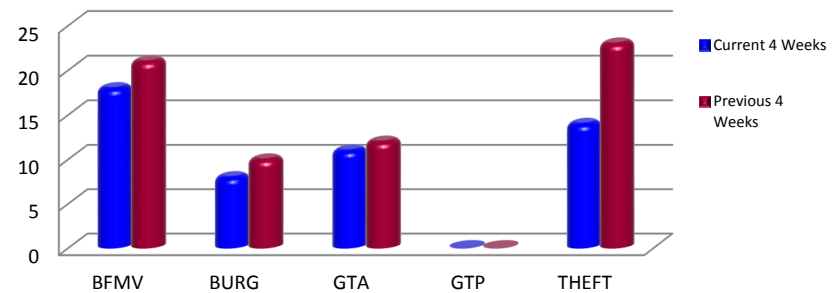


CRIME TYPE	YTD-2023	YTD-2022	% CHANGE	Oct-23	Sep-23	% CHANGE
HOM	3	1	200.00%	0	1	-100.00%
AGG	130	126	3.17%	10	15	-33.33%
RAPE	24	14	71.43%	1	3	-66.67%
ROBB	63	47	34.04%	12	7	71.43%
VIOLENT	220	188	17.02%	23	26	-11.54%
BFMV	190	204	-6.86%	18	21	-14.29%
BURG	84	86	-2.33%	8	10	-20.00%
GTA	107	147	-27.21%	11	12	-8.33%
GTP	9	16	-43.75%	0	0	#DIV/0!
THEFT	210	241	-12.86%	14	23	-39.13%
PROPERTY	600	694	-13.54%	51	66	-22.73%
TOTAL	820	882	-7.03%	74	92	-19.57%

Violent Crime

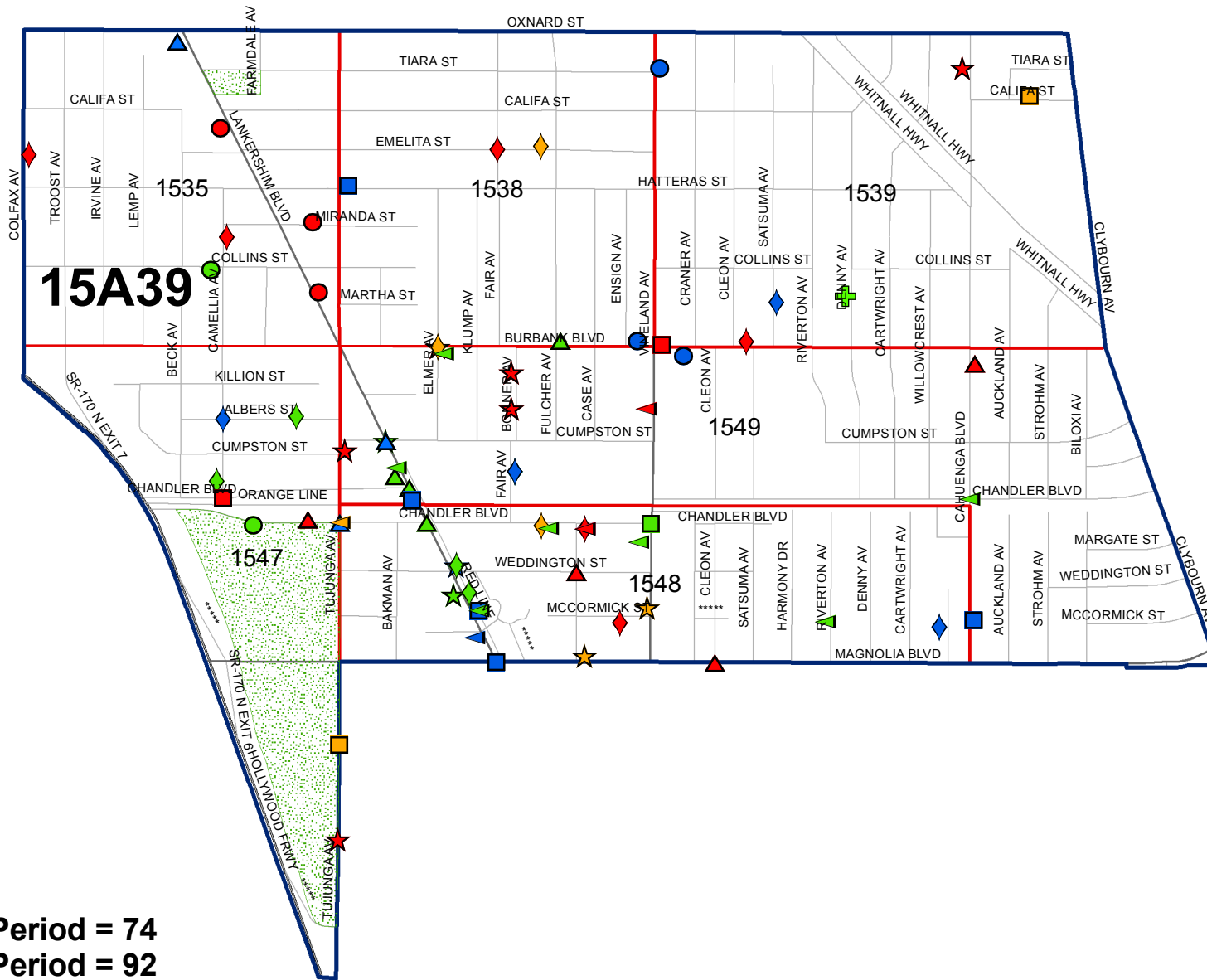


Property Crime



North Hollywood Area Basic Car 15A39 - Part I Crimes

10/01/23 - 10/31/23



Legend	
Crime Data (74)	
+	RAPE PM1 (1)
▲	ROBB AM1 (4)
▲	ROBB PM1 (4)
▲	ROBB PM2 (4)
■	AGG AM1 (2)
■	AGG AM2 (2)
■	AGG PM1 (1)
■	AGG PM2 (5)
●	BURG AM1 (3)
●	BURG PM1 (2)
●	BURG PM2 (3)
★	GTA AM1 (6)
★	GTA AM2 (2)
★	GTA PM1 (2)
★	GTA PM2 (1)
◆	BTFV AM1 (6)
◆	BTFV AM2 (3)
◆	BTFV PM1 (5)
◆	BTFV PM2 (4)
▲	THEFT AM1 (3)
▲	THEFT AM2 (1)
▲	THEFT PM1 (8)
▲	THEFT PM2 (2)

This Period = 74
Last Period = 92

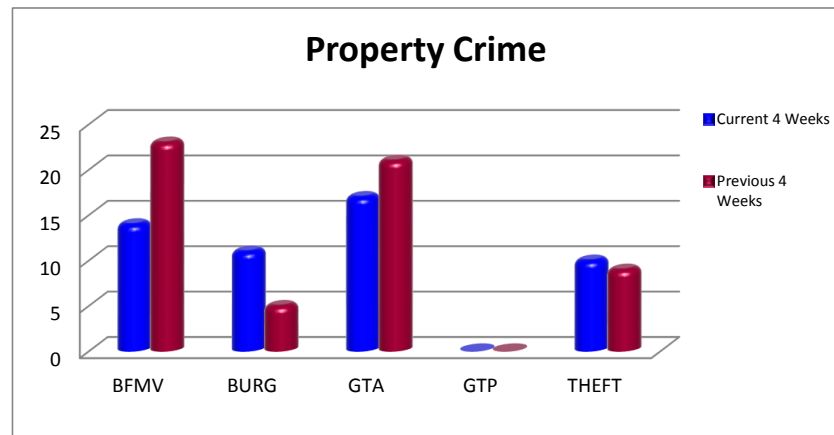
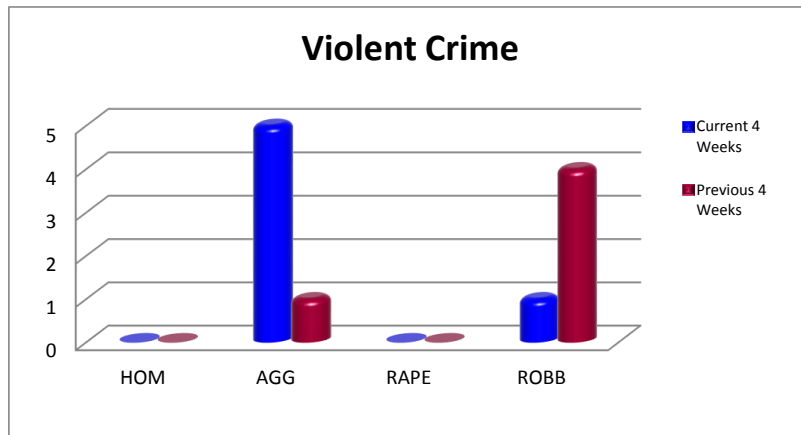
SLO - Officer Ojeda

Watch 2 = AM2/PM1 = 0600 to 1759 Watch 3 = PM2/AM1 = 1800 to 0559
AM1 = 0000 to 0559 AM2 = 0600 to 1159 PM1 = 1200 to 1759 PM2 = 1800 to 2359

Part One Crimes for **Basic Car 15A43** as of 10/31/2023

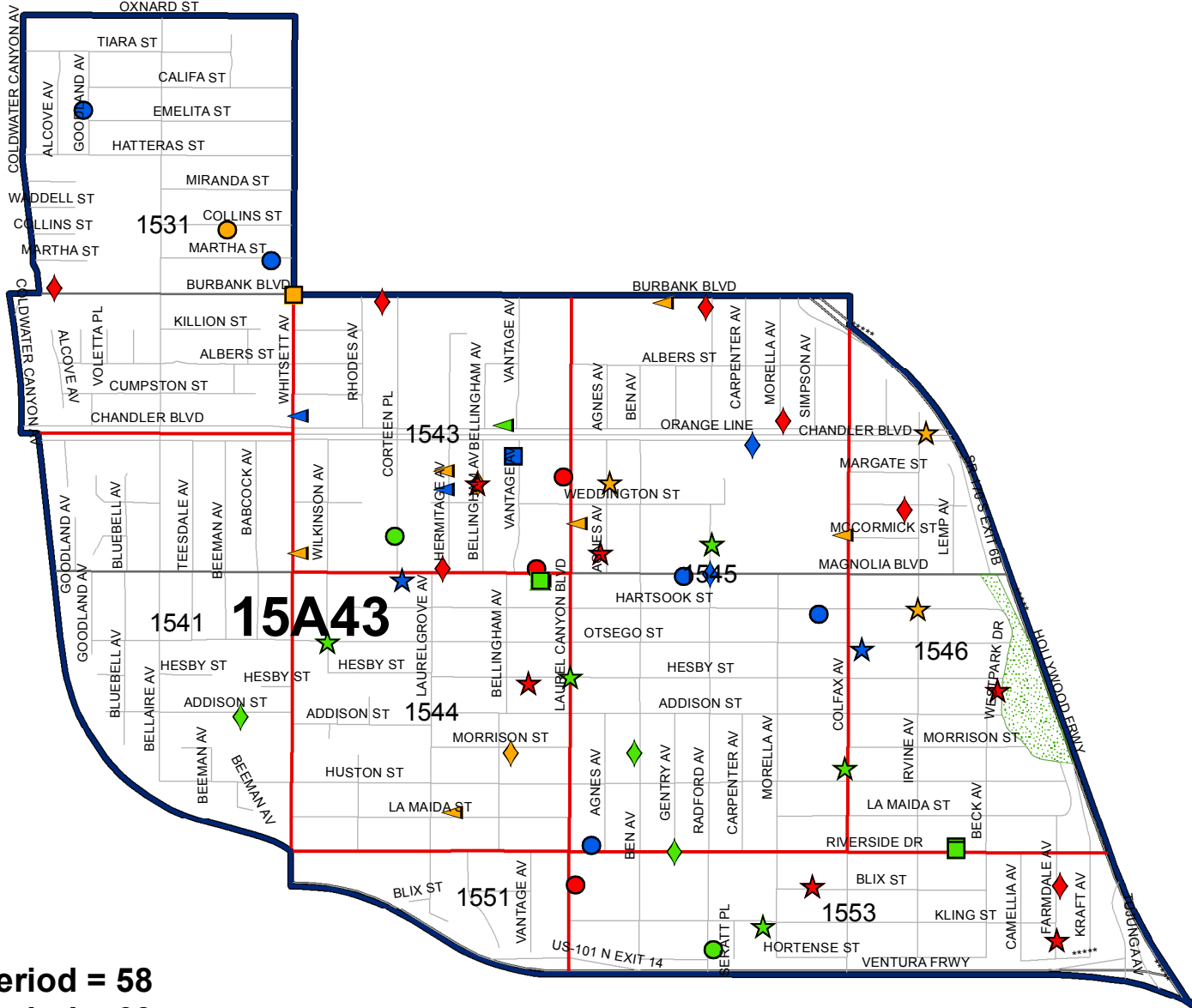


CRIME TYPE	YTD-2023	YTD-2022	% CHANGE	Oct-23	Sep-23	% CHANGE
HOM	1	0	#DIV/0!	0	0	#DIV/0!
AGG	30	55	-45.45%	5	1	400.00%
RAPE	4	3	33.33%	0	0	#DIV/0!
ROBB	15	9	66.67%	1	4	-75.00%
VIOLENT	50	67	-25.37%	6	5	20.00%
BFMV	209	193	8.29%	14	23	-39.13%
BURG	81	78	3.85%	11	5	120.00%
GTA	127	92	38.04%	17	21	-19.05%
GTP	2	2	0.00%	0	0	#DIV/0!
THEFT	104	122	-14.75%	10	9	11.11%
PROPERTY	523	487	7.39%	52	58	-10.34%
TOTAL	573	554	3.43%	58	63	-7.94%



North Hollywood Area Basic Car 15A43 - Part I Crimes

10/01/23 - 10/31/23



Legend

Crime Data (58)

- ▲ ROBB PM1 (1)
- AGG AM2 (1)
- AGG PM1 (3)
- AGG PM2 (1)
- BURG AM1 (3)
- BURG AM2 (1)
- BURG PM1 (2)
- BURG PM2 (5)
- ★ GTA AM1 (6)
- ★ GTA AM2 (4)
- ★ GTA PM1 (5)
- ★ GTA PM2 (2)
- ◆ BTFV AM1 (7)
- ◆ BTFV AM2 (2)
- ◆ BTFV PM1 (3)
- ◆ BTFV PM2 (2)
- ▲ THEFT AM2 (7)
- ▲ THEFT PM1 (1)
- ▲ THEFT PM2 (2)

This Period = 58
Last Period = 63

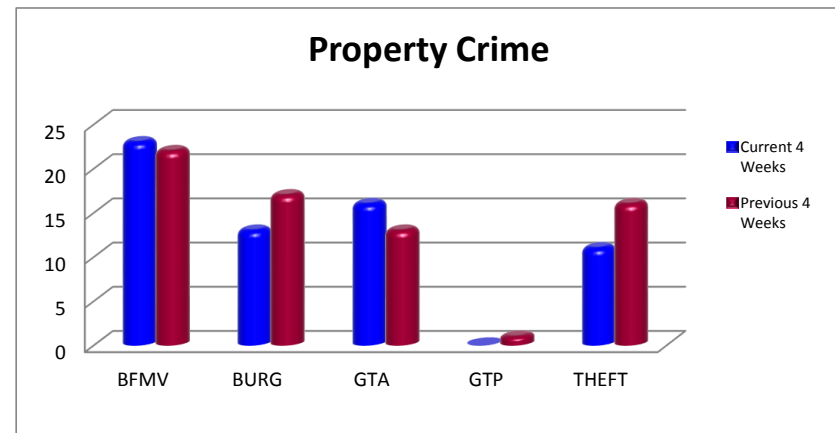
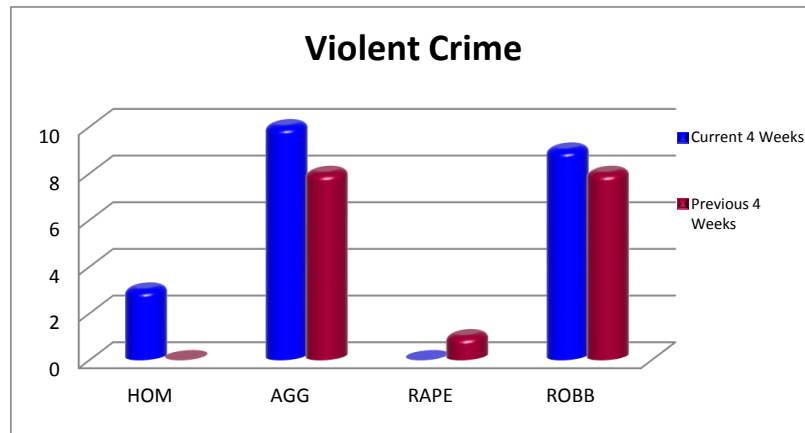
SLO - Officer Benavidez

Watch 2 = AM2/PM1 = 0600 to 1759 Watch 3 = PM2/AM1 = 1800 to 0559
AM1 = 0000 to 0559 AM2 = 0600 to 1159 PM1 = 1200 to 1759 PM2 = 1800 to 2359

Part One Crimes for **Basic Car 15A67** as of 10/31/2023

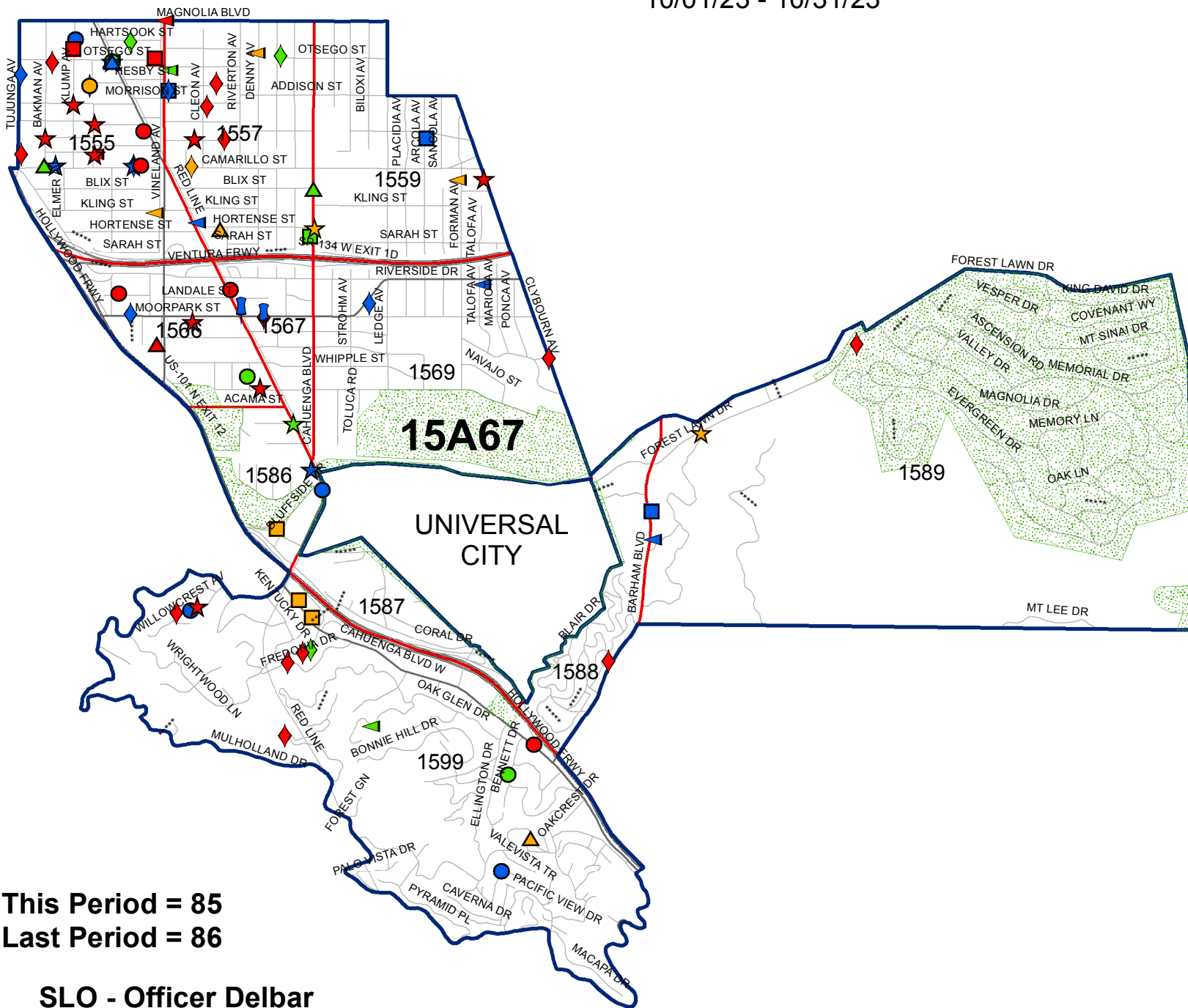


CRIME TYPE	YTD-2023	YTD-2022	% CHANGE	Oct-23	Sep-23	% CHANGE
HOM	4	1	300.00%	3	0	#DIV/0!
AGG	107	103	3.88%	10	8	25.00%
RAPE	10	12	-16.67%	0	1	-100.00%
ROBB	43	42	2.38%	9	8	12.50%
VIOLENT	164	158	3.80%	22	17	29.41%
BFMV	288	287	0.35%	23	22	4.55%
BURG	133	149	-10.74%	13	17	-23.53%
GTA	143	157	-8.92%	16	13	23.08%
GTP	9	2	350.00%	0	1	-100.00%
THEFT	180	202	-10.89%	11	16	-31.25%
PROPERTY	753	797	-5.52%	63	69	-8.70%
TOTAL	917	955	-3.98%	85	86	-1.16%



North Hollywood Area Basic Car 15A67 - Part I Crimes

10/01/23 - 10/31/23



- ### Legend
- #### Crime Data (85)
- 📍 HOM PM2 (3)
 - ▲ ROBB AM1 (2)
 - ▲ ROBB AM2 (2)
 - ▲ ROBB PM1 (2)
 - ▲ ROBB PM2 (3)
 - AGG AM1 (2)
 - AGG AM2 (3)
 - AGG PM1 (2)
 - AGG PM2 (3)
 - BURG AM1 (5)
 - BURG AM2 (1)
 - BURG PM1 (3)
 - BURG PM2 (4)
 - ★ GTA AM1 (9)
 - ★ GTA AM2 (2)
 - ★ GTA PM1 (1)
 - ★ GTA PM2 (4)
 - ◆ BTFV AM1 (13)
 - ◆ BTFV AM2 (1)
 - ◆ BTFV PM1 (3)
 - ◆ BTFV PM2 (6)
 - ▶ THEFT AM1 (2)
 - ▶ THEFT AM2 (3)
 - ▶ THEFT PM1 (3)
 - ▶ THEFT PM2 (3)

This Period = 85
Last Period = 86

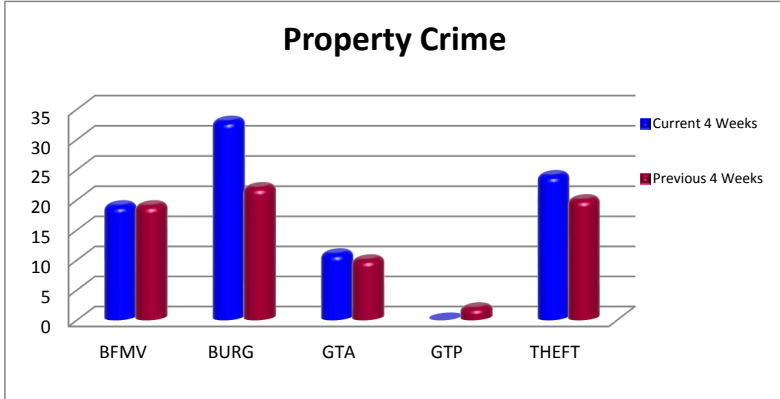
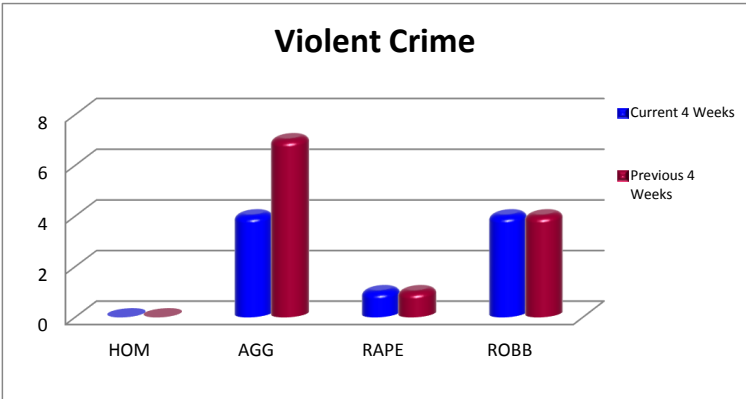
SLO - Officer Delbar

Watch 2 = AM2/PM1 = 0600 to 1759 Watch 3 = PM2/AM1 = 1800 to 0559
AM1 = 0000 to 0559 AM2 = 0600 to 1159 PM1 = 1200 to 1759 PM2 = 1800 to 2359

Part One Crimes for **Basic Car 15A85** as of 10/31/2023

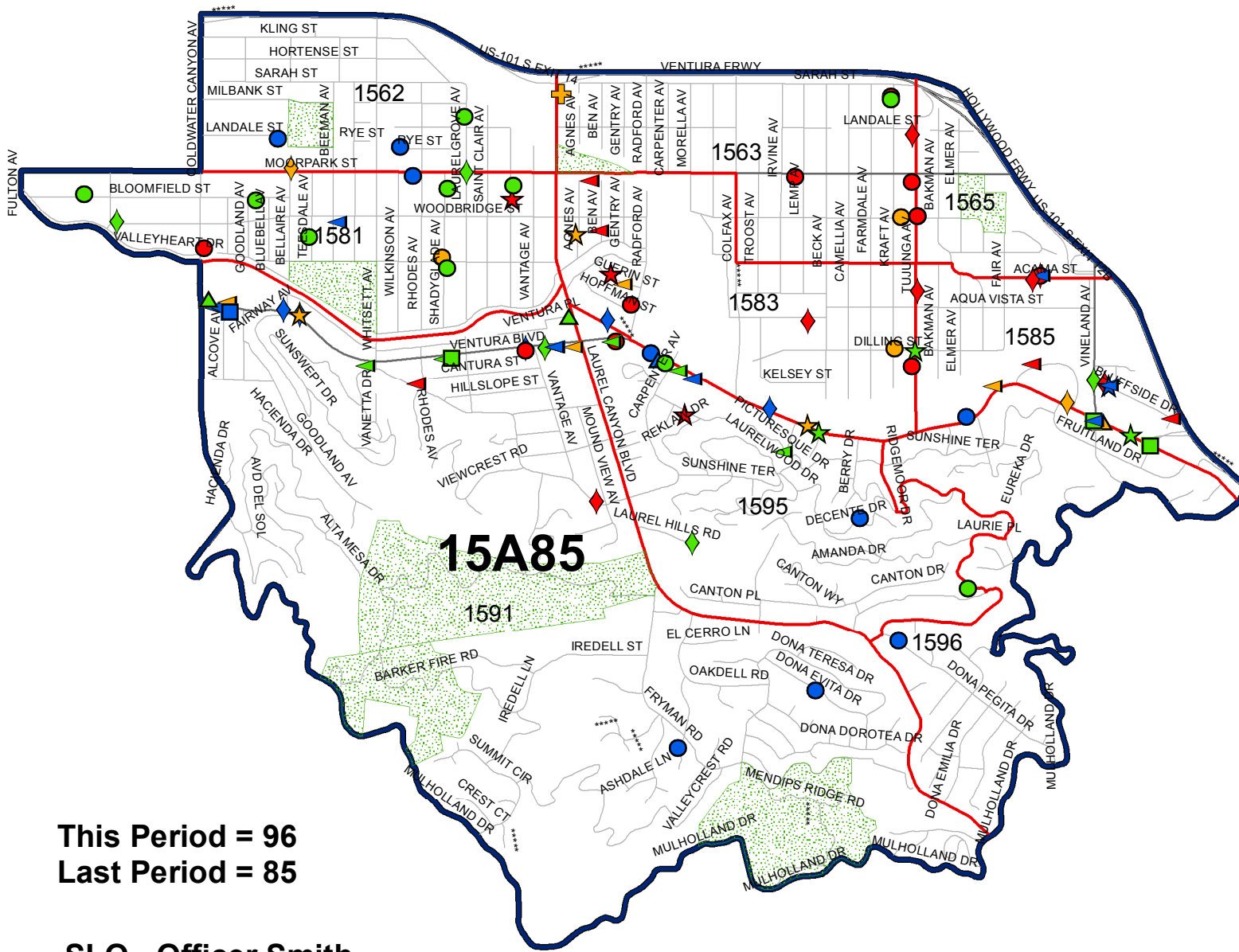


CRIME TYPE	YTD-2023	YTD-2022	% CHANGE	Oct-23	Sep-23	% CHANGE
HOM	0	1	-100.00%	0	0	#DIV/0!
AGG	46	61	-24.59%	4	7	-42.86%
RAPE	6	13	-53.85%	1	1	0.00%
ROBB	50	42	19.05%	4	4	0.00%
VIOLENT	102	117	-12.82%	9	12	-25.00%
BFMV	271	297	-8.75%	19	19	0.00%
BURG	215	194	10.82%	33	22	50.00%
GTA	98	104	-5.77%	11	10	10.00%
GTP	7	2	250.00%	0	2	-100.00%
THEFT	239	202	18.32%	24	20	20.00%
PROPERTY	830	799	3.88%	87	73	19.18%
TOTAL	932	916	1.75%	96	85	12.94%



North Hollywood Area Basic Car 15A85 - Part I Crimes

10/01/23 - 10/31/23



Legend

Crime Data (96)

- ✚ RAPE AM2 (1)
- ▲ ROBB AM2 (1)
- ▲ ROBB PM1 (2)
- ▲ ROBB PM2 (1)
- AGG PM1 (3)
- AGG PM2 (1)
- BURG AM1 (11)
- BURG AM2 (3)
- BURG PM1 (10)
- BURG PM2 (9)
- ★ GTA AM1 (4)
- ★ GTA AM2 (3)
- ★ GTA PM1 (3)
- ★ GTA PM2 (1)
- ◆ BTFV AM1 (7)
- ◆ BTFV AM2 (2)
- ◆ BTFV PM1 (5)
- ◆ BTFV PM2 (5)
- ▲ THEFT AM1 (5)
- ▲ THEFT AM2 (4)
- ▲ THEFT PM1 (6)
- ▲ THEFT PM2 (9)

This Period = 96
Last Period = 85

SLO - Officer Smith

Watch 2 = AM2/PM1 = 0600 to 1759 Watch 3 = PM2/AM1 = 1800 to 0559
AM1 = 0000 to 0559 AM2 = 0600 to 1159 PM1 = 1200 to 1759 PM2 = 1800 to 2359

Part One Crimes for **North Hollywood Area (Total)** as of 10/31/2023

CRIME TYPE	YTD-2023	YTD-2022	% CHANGE	Oct-23	Sep-23	% Change
HOM	13	8	62.50%	4	1	300.00%
AGG	588	658	-10.64%	47	61	-22.95%
RAPE	68	57	19.30%	5	9	-44.44%
ROBB	262	264	-0.76%	34	40	-15.00%
VIOLENT	931	987	-5.67%	90	111	-18.92%
BFMV	1438	1437	0.07%	116	127	-8.66%
BURG	778	787	-1.14%	87	73	19.18%
GTA	897	866	3.58%	118	106	11.32%
GTP	32	30	6.67%	0	3	-100.00%
THEFT	1355	1203	12.64%	111	117	-5.13%
PROPERTY	4500	4323	4.09%	432	426	1.41%
TOTAL	5431	5310	2.28%	522	537	-2.79%

